

2025-2029 EAST BATON ROUGE CONSOLIDATED DEVELOPMENT PLAN AND 2025 ANNUAL ACTION PLAN

U.S. HOUSING AND URBAN
DEVELOPMENT GRANTS

DRAFT



OFFICE OF THE MAYOR-PRESIDENT
EAST BATON ROUGE PARISH
OF COMMUNITY DEVELOPMENT

Contents

CONTENTS	1
EXECUTIVE SUMMARY	1
ES-05 EXECUTIVE SUMMARY - 24 CFR 91.200(c), 91.220(B).....	1
THE PROCESS	8
PR-05 LEAD & RESPONSIBLE AGENCIES 24 CFR 91.200(B).....	8
PR-10 CONSULTATION – 91.100, 91.110, 91.200(B), 91.300(B), 91.215(I) AND 91.315(I).....	10
PR-15 CITIZEN PARTICIPATION – 91.105, 91.115, 91.200(C) AND 91.300(C)	19
NEEDS ASSESSMENT	26
NA-05 OVERVIEW	26
NA-10 HOUSING NEEDS ASSESSMENT - 24 CFR 91.205 (A,B,C)	27
NA-15 DISPROPORTIONATELY GREATER NEED: HOUSING PROBLEMS – 91.205 (B)(2).....	38
NA-20 DISPROPORTIONATELY GREATER NEED: SEVERE HOUSING PROBLEMS – 91.205 (B)(2)	43
NA-25 DISPROPORTIONATELY GREATER NEED: HOUSING COST BURDENS – 91.205 (B)(2).....	49
NA-30 DISPROPORTIONATELY GREATER NEED: DISCUSSION – 91.205(B)(2).....	50
NA-35 PUBLIC HOUSING – 91.205(B)	52
NA-40 HOMELESS NEEDS ASSESSMENT – 91.205(C).....	56
NA-45 NON-HOMELESS SPECIAL NEEDS ASSESSMENT - 91.205 (B, D)	59
NA-50 NON-HOUSING COMMUNITY DEVELOPMENT NEEDS – 91.215 (F)	63
HOUSING MARKET ANALYSIS	68
MA-05 OVERVIEW	68
MA-10 NUMBER OF HOUSING UNITS – 91.210(A)&(B)(2).....	70
MA-15 HOUSING MARKET ANALYSIS: COST OF HOUSING - 91.210(A).....	72
MA-20 HOUSING MARKET ANALYSIS: CONDITION OF HOUSING – 91.210(A)	76
MA-25 PUBLIC AND ASSISTED HOUSING – 91.210(B).....	79
MA-30 HOMELESS FACILITIES AND SERVICES – 91.210(C)	82
MA-35 SPECIAL NEEDS FACILITIES AND SERVICES – 91.210(D).....	85
MA-40 BARRIERS TO AFFORDABLE HOUSING – 91.210(E)	88
MA-45 NON-HOUSING COMMUNITY DEVELOPMENT ASSETS – 91.215 (F).....	90
MA-50 NEEDS AND MARKET ANALYSIS DISCUSSION	99
MA-60 BROADBAND NEEDS OF HOUSING OCCUPIED BY LOW- AND MODERATE-INCOME HOUSEHOLDS - 91.210(A)(4), 91.310(A)(2).....	107
MA-65 HAZARD MITIGATION - 91.210(A)(5), 91.310(A)(3).....	110
STRATEGIC PLAN	114
SP-05 OVERVIEW	114
SP-10 GEOGRAPHIC PRIORITIES – 91.215 (A)(1).....	115

SP-25 PRIORITY NEEDS - 91.215(A)(2).....	124
SP-30 INFLUENCE OF MARKET CONDITIONS – 91.215 (B).....	130
SP-35 ANTICIPATED RESOURCES - 91.215(A)(4), 91.220(C)(1,2).....	131
SP-40 INSTITUTIONAL DELIVERY STRUCTURE – 91.215(K).....	134
SP-45 GOALS SUMMARY – 91.215(A)(4).....	142
SP-50 PUBLIC HOUSING ACCESSIBILITY AND INVOLVEMENT – 91.215(C).....	148
SP-55 BARRIERS TO AFFORDABLE HOUSING – 91.215(H).....	148
SP-60 HOMELESSNESS STRATEGY – 91.215(D).....	151
SP-65 LEAD BASED PAINT HAZARDS – 91.215(I).....	152
SP-70 ANTI-POVERTY STRATEGY – 91.215(J).....	155
SP-80 MONITORING – 91.230.....	157
EXPECTED RESOURCES.....	159
AP-15 EXPECTED RESOURCES – 91.220(C)(1,2).....	159
ANNUAL GOALS AND OBJECTIVES.....	163
AP-20 ANNUAL GOALS AND OBJECTIVES.....	163
PROJECTS.....	168
AP-35 PROJECTS – 91.220(D).....	168
AP-38 PROJECT SUMMARY.....	169
AP-50 GEOGRAPHIC DISTRIBUTION – 91.220(F).....	175
AFFORDABLE HOUSING.....	177
AP-55 AFFORDABLE HOUSING – 91.220(G).....	177
AP-60 PUBLIC HOUSING – 91.220(H).....	179
AP-65 HOMELESS AND OTHER SPECIAL NEEDS ACTIVITIES – 91.220(I).....	179
AP-70 HOPWA GOALS - 91.220 (L)(3).....	181
AP-75 BARRIERS TO AFFORDABLE HOUSING – 91.220(J).....	182
AP-85 OTHER ACTIONS – 91.220(K).....	185
PROGRAM SPECIFIC REQUIREMENTS.....	189
AP-90 PROGRAM SPECIFIC REQUIREMENTS – 91.220(L)(1,2,4).....	189

Executive Summary

ES-05 Executive Summary - 24 CFR 91.200(c), 91.220(b)

1. Introduction

In accordance with federal regulations, the City-Parish of East Baton Rouge, a designated entitlement community and participating jurisdiction, must prepare a Five-Year Consolidated Plan and an Annual Action Plan for submission to the U.S. Department of Housing and Urban Development. This designation allows Baton Rouge to receive formula grant funds, administered by the Mayor's Office of Community Development, for the following programs:

- Community Development Block Grant
- HOME Investment Partnership Program
- Emergency Solutions Grant
- Housing Opportunities for Persons with AIDS

The Five-Year Consolidated Plan, for fiscal year 2025 through fiscal year 2029, is a comprehensive document that describes the city's housing market conditions, identifies the need for affordable housing and community development, and offers strategies to address these needs over a five-year period. The plan coordinates several of Baton Rouge's housing, economic development, transportation, and other plans with public, private, and nonprofit service providers.

Additionally, Baton Rouge produces the required Annual Action Plan, along with the Consolidated Annual Performance and Evaluation Report, to provide specific information on how the funds awarded each year will be used to meet the priority needs identified in the Consolidated Plan. The resulting Consolidated Plan creates a unified vision for community development and housing actions, with the primary goal of improving the lives of low-to-moderate income households in Baton Rouge.

2. Summary of the objectives and outcomes identified in the Plan Needs Assessment Overview

The assessment revealed widespread housing cost burdens, particularly among renters earning less than 30% of the area median income, and highlighted how aging housing, limited funding,

and demographic disparities exacerbate the crisis. Cost-burdened households and low-income renters and homeowners must make significant sacrifices to pay for housing, leaving minimal funds for other necessities such as medical care, transportation, childcare, and food.

The needs assessment also documented the disproportionate impact of housing challenges on our Black/African American and Hispanic households and special populations with complex service needs. Public engagement efforts surfaced additional priorities beyond housing, such as legal aid, youth services, and infrastructure improvements, underscoring the need for a holistic, equity-driven strategy that integrates affordable housing development with supportive services and neighborhood investment.

To address these challenges, the Baton Rouge Office of Community Development will assist in projects aimed at:

- Rehabilitating existing homes
- Adding affordable housing options to the stock
- Providing anti-displacement assistance for those undergoing home rehabilitations
- Continuing to provide assistance to individuals with HIV/AIDS
- Supporting local efforts to serve homeless individuals and families

3. Evaluation of past performance

The Office of Community Development and its partners implemented rehabilitation, homeownership, housing development programs, rental assistance, and housing for homeless persons, families, and other special needs populations. Past performance and success in this area include:

Transformative Housing Developments

- Secured \$6 million in funding to develop 132 affordable housing units in East Baton Rouge Parish
- Supported YWCA's 36-unit Providence Place Apartments for women and families in crisis
- Broke ground on the Ardendale Choice Neighborhood with 96 mixed-income units

Expanded Home Repair Services

- Completed initial lead remediation projects with full compliance
- Rehabilitated 17 low-income homes through streamlined partnerships

- Received a \$1.5 million Lead Home Repair Grant and leveraged \$12 million more with nonprofit partners

Homelessness Initiatives

- Launched Home First BR, housing 105 homeless or chronically homeless residents
- Advanced the development of Baton Rouge’s first non-congregate shelter

Youth & Community Investment

- Allocated \$1 million to renovate the Youth City Lab, and construct the new Inspiration Center and for underserved youth and families

Administrative Improvements & Compliance

- Passed the HUD CDBG Timeliness Test for the first time in six years
- Doubled the department’s staff from 4 to 9, expanding to 16 by 2025
- Launched an online grant portal to enhance transparency and reduce confusion
- Closed 3 Disaster Recovery programs, saving the Parish millions by avoiding additional repayments

Community Engagement

- Redesigned the department’s website and launched a newsletter for updates
- Hosted public workshops, focus groups, and awarded 22 MLK Day of Service grants

Advisory & Collaborative Leadership

- Advised on the Florida Boulevard Master Plan for corridor redevelopment
- Co-chaired the Safe Hopeful Healthy initiative to deter crime through design
- Participated in initiatives for parks, libraries, and community redevelopment

4. Summary of citizen participation process and consultation process

The citizen participation process for the East Baton Rouge Parish 2025–2029 HUD Consolidated Plan was designed to ensure inclusive and transparent community engagement, meeting both federal requirements and local priorities. The process began in February 2025 with the launch of a project website and creation of the Citizen Participation Plan. The Citizen Participation Plan established the framework to actively involve citizens of Baton Rouge

through multiple channels and ensure reasonable access to information and meaningful opportunities to participate.

Throughout the process, residents had access to data and direct communication channels with Office of Community Development staff and the project consultant team. Citizen participation and consultation with stakeholders was conducted through in-person events, targeted focus groups, a community-wide survey, verbal announcements at partner events, telephone interviews, and written comments.

Project Website A project website dedicated to the 5-Year Consolidated Planning Process was launched in February and remained active throughout the planning process. The project website provided interactive tools, including a low-income mapping tool and a housing snapshot page, presenting local data. Communication through the project website was ongoing throughout the process and included a link to the community-wide survey, timelines for plan submittal, dates and locations for workshops, contact information for staff, and a repository for planning documents related to the project. Project announcements and documents were also available on the Office of Community Development website at <https://www.brla.gov/3185/Office-of-Community-Development>.

Community-Wide Survey A web-based survey was conducted from April 14, 2025, to May 18, 2025. The survey provided opportunities for residents of Baton Rouge to provide input on community planning issues related to the 5-Year Consolidated Planning Process. The survey was announced at a public presentation to the Metropolitan Council, disseminated through a database of stakeholder emails, posted on the city's social media channels, included on flyers distributed at partner events, distributed through press releases to the media, and announced at the two community workshops. The East Baton Rouge library system and the Capital Area Transit system were given flyers with QR codes to post at central locations. The full survey and analysis are included in the Appendix.

The Office of Community Development staff and planning consultant team were aware that not all citizens have internet access; therefore, council members were contacted and made aware that paper surveys were available. Paper surveys were also made available at both community workshops. A total of 489 responses to the survey were received.

In-Person Events These included two community workshops and four focus groups. The community workshops were open to the public and held May 13 and 15 at central locations in Baton Rouge. The first workshop, held in the evening at the Main Library on Goodwood, focused on affordable, healthy, and stable housing. The second workshop, held in the evening at

the BREC Milton Womack Center, focused on community and neighborhood development. The public was invited to participate in a budgeting token exercise to simulate limited funds and high community needs. The purpose of the exercise was to gauge funding priorities and prompt participants to think about community needs in their neighborhoods.

Four focus groups were convened to gather insights from agencies, departments, and stakeholders engaged in community development initiatives. The purpose and topics of the focus groups were as follows:

1. May 13th, 2025, Affordable, Healthy & Stable Housing
2. May 13th, 2025, Stable Housing and Homelessness
3. May 15th, 2025, Community Development
4. May 15th, 2025, Community Programming

This comprehensive engagement approach aimed to reflect the needs and priorities of East Baton Rouge residents and to create a collaborative foundation for community development in the HUD 5-Year Consolidated Plan.

5. Summary of public comments

Public comments were received through the community survey, focus group meetings, community workshops, and directly by staff via email or phone call. The community survey generated the most responses, with 489 survey submissions and 273 individual comments. Survey responses centered on seven key topics: housing concerns, community investment and development, crime and public safety, youth and education, access to government processes and equity, mental health services, and transportation.

The four focus group meetings are summarized as follows:

Focus Group 1 Affordable, Healthy & Stable Housing

Participants stressed the importance of aligning housing efforts with transportation, utilities, and public space planning. They also called for more visible investment and coordinated community outreach to build trust and ensure equity.

Focus Group 2 Stable Housing and Homelessness

Participants emphasized that housing affordability, precarious employment, and limited access to supportive services are major contributors to local housing challenges. They identified

vulnerable groups that often fall through the cracks and stressed that local shelters remain at capacity, causing placement issues.

Focus Group 3 Community Development

Participants prioritized workforce development and emphasized that sustainable economic growth, including support for small businesses, youth entrepreneurship, and job training, must come before physical infrastructure investments.

Focus Group 4 Community Programming

Participants emphasized the importance of mentorship, access, and community-based delivery in effective youth and family programming.

The first community workshop focused on affordable, healthy, and stable housing. Community members identified a strong need for mixed-income and multi-family housing, home repair support, and more accessible emergency shelter services, particularly for families and youth aging out of foster care. Key barriers included high housing costs, inadequate funding for repairs, and limited shelter options. Participants called for greater investment in affordable housing, healthier living conditions, and expanded support for vulnerable populations.

The second community workshop focused on community and neighborhood development. Community members emphasized the need to address blighted properties, succession issues, and infrastructure improvements such as lighting, sidewalks, and drainage. Participants suggested using CDBG funds for code enforcement to address private property violations and nonprofit-led redevelopment. Participants also called for expanded youth programs, job training, and elder support services, and highlighted blight removal, affordable housing, and homelessness prevention as top funding priorities.

6. Summary of comments or views not accepted and the reasons for not accepting them

All comments received during the citizen participation period were considered in developing the priorities and goals for the Consolidated Plan.

7. Summary

The 2025–2029 Consolidated Plan for East Baton Rouge Parish outlines a strategic vision for advancing housing stability, community development, and economic opportunity for low- to moderate-income residents. The plan is grounded in extensive public engagement and a data-driven needs assessment. It outlines clear priorities, measurable goals, and coordinated strategies to address persistent challenges, including the shortage of affordable, quality housing and the need for holistic, equity-driven community investment.

The Needs Assessment and Market Analysis data, guided by the community needs survey and public input, identified 7 core programming objectives for the next five years. These are described below:

Housing Assistance	Expand the supply of affordable rental and homeownership housing, particularly for extremely low-income households, special populations, and individuals living with HIV/AIDS
Housing Rehabilitation	Rehabilitate aging housing stock to promote healthy, stable living conditions
Homelessness Prevention	Prevent homelessness and expand access to shelter and supportive housing for individuals and families experiencing housing instability
Economic Development	Improve public infrastructure, eliminate blight, and promote neighborhood and business revitalization
Public Services	Invest in youth services, job training, and community-based programming to expand opportunity and reduce intergenerational poverty

Health and Public Safety	Provide funding for mental health services, reduce lead exposures in aging buildings, address hazards and public safety issues in prioritized neighborhoods
Planning & Administration	Building capacity and providing training for the Office of Community Development

The Mayor’s Office of Community Development, in collaboration with public and private partners, will oversee implementation of the plan and leverage local, state, and federal resources to maximize community impact.

The Process

PR-05 Lead & Responsible Agencies 24 CFR 91.200(b)

Describe agency/entity responsible for preparing the Consolidated Plan and those responsible for administration of each grant program and funding source

The following are the agencies/entities responsible for preparing the Consolidated Plan and those responsible for administration of each grant program and funding source.

Agency Role	Name	Department/Agency
CDBG Administrator	BATON ROUGE	Office of Community Development
HOPWA Administrator	BATON ROUGE	Office of Community Development
HOME Administrator	BATON ROUGE	Office of Community Development
ESG Administrator	BATON ROUGE	Office of Community Development

Table 1 – Responsible Agencies

Narrative

The Baton Rouge Mayor’s Office of Community Development is responsible for preparing the FY 2025–2029 Baton Rouge Consolidated Plan. The Office of Community Development also administers the Community Development Block Grant (CDBG), Housing Opportunities for

Persons with AIDS (HOPWA), HOME Investment Partnerships (HOME), and Emergency Solutions Grants (ESG) programs.

Consolidated Plan Public Contact Information

Kelly LeDuff
Director of Community Development
City of Baton Rouge-Parish of East Baton Rouge
Office of Community Development
222 St. Louis Street, Baton Rouge, LA 70802

DRAFT

PR-10 Consultation – 91.100, 91.110, 91.200(b), 91.300(b), 91.215(I) and 91.315(I)

Introduction

The Baton Rouge Mayor’s Office of Community Development (OCD) strives to create affordable, healthy, resilient, and vibrant communities where everyone can find a place to call home. OCD serves as a pillar of the Baton Rouge community, providing vital support services to low-income households through programs that promote stability, opportunity, and self-sufficiency. Recognizing that the challenges and issues surrounding low-income communities are complex and that funding is often limited, the OCD prioritizes collaboration with other agencies to maximize impact and deliver more comprehensive solutions.

During the development of the 2025–2029 Consolidated Plan, the OCD used a multi-faceted approach to reach members of the community. Consultation efforts included digital communications, social media, a community-wide survey, in-person focus group meetings, community workshops, and one-on-one meetings with stakeholders. This plan was informed by data analysis, direct community and stakeholder feedback, and local expertise to guide a targeted strategy designed to maximize impact and support successful outcomes.

Provide a concise summary of the jurisdiction’s activities to enhance coordination between public and assisted housing providers and private and governmental health, mental health and service agencies (91.215(I)).

To enhance coordination between public and assisted housing providers and private and governmental health, mental health, and service agencies, the OCD will implement a structured engagement and resource-sharing strategy. The Office of Community Development will continue to convene a series of focus groups and community workshops throughout the 5-year plan implementation. These events will be designed to strengthen cross-sector partnerships, which are critical to effective service delivery.

Stakeholder meetings will include presentations and roundtable discussions focused on identifying service gaps, reducing duplication of services, aligning funding priorities, and promoting integrated care strategies. Participants will include (but not limited to):

- Public Housing Agencies and affordable housing developers (both private and non-profit)
- Behavioral health and healthcare providers

- City-Parish departments (Development, Planning, Transportation & Drainage, HealthyBR, EmployBR, Downtown Development District, Council on Aging, Department of Human Development & Services, Police etc.)
- Homeless social service agencies
- Child and Youth service agencies (Youth Oasis, DCFS etc.)
- Law enforcement and public safety entities
- Small Business Support agencies
- Workforce and Job Training
- Transportation authorities (CATS, Department of Transportation & Drainage, LADOTD etc.)
- Local economic development and job training organizations

Community meetings will provide opportunities for residents, service users, and community-based organizations to offer input through presentations, public comment periods, and Q&A sessions. These meetings will ensure that local lived experience informs planning decisions and coordination efforts.

Beyond data gathering, these forums will serve as platforms for building and reinforcing collaborative relationships. Housing providers and health and service agencies will be encouraged to explore shared goals, coordinate care models, and leverage resources more efficiently. Outcomes from these meetings will directly inform Consolidated Plan priorities, strategic goals, and funding allocations under CDBG, HOME, ESG, and HOPWA programs.

Describe coordination with the Continuum of Care and efforts to address the needs of homeless persons (particularly chronically homeless individuals and families, families with children, veterans, and unaccompanied youth) and persons at risk of homelessness

Baton Rouge takes a comprehensive approach to meeting the needs of homeless people, especially the chronically homeless, homeless families, veterans, and unaccompanied youth. The Office of Community Development recognizes the importance of enhancing coordination among the public agencies that provide healthcare services, housing, and basic needs such as food to homeless communities and those at risk of becoming homeless.

Through focus groups and consultation with the Louisiana Balance of State Continuum of Care, it was determined that at-risk groups should be better identified and rapidly rehoused to help prevent homelessness in Baton Rouge.

Describe consultation with the Continuum(s) of Care that serves the jurisdiction's area in determining how to allocate ESG funds, develop performance standards and evaluate outcomes, and develop funding, policies and procedures for the administration of HMIS

The Louisiana Balance of State Continuum of Care (BOSCO), the Continuum of Care for the Baton Rouge region, was consulted throughout the Consolidated Plan development phase. BOSCO provided valuable information and input that was integrated into the plan. A focus group meeting was held to discuss issues affecting the homeless and low-income populations. Leaders and community stakeholders representing local homeless shelters, food banks, agency representatives, and others who work to provide services to the homeless population attended this meeting. Their input helped inform priorities and strategies outlined in the plan.

Describe Agencies, groups, organizations and others who participated in the process and describe the jurisdictions consultations with housing, social service agencies and other entities

Table 2 identifies the groups, agencies, and organizations that participated in the 2025-2029 Five-Year Consolidated Planning process.

Agency/Group/ Organization	Agency/Group/Organ ization Type	What section of the Plan was addressed by Consultation?	How was the Agency/Group/Organization consulted and what are the anticipated outcomes of the consultation or areas for improved coordination?
Urban Restoration Enhancement Corporation	Non-profit affordable housing developer	Barriers to affordable housing, housing problems, housing market, cost of housing	May 13, 2025 Focus Group 1 Affordable, Healthy Housing Focus Bi-annual Stakeholder meetings will improve coordination with this partner.
Build Baton Rouge	Redevelopment Authority	Barriers to affordable housing, Housing market, Public and assisted housing	May 13, 2025 Focus Group 1 Affordable, Healthy Housing Focus OCD works closely with this agency on several projects and will continue to coordinate on a regular basis.
East Baton Rouge Planning Commission	Development Regulations, Planning Commission, Brownfield program manager	Barriers to affordable housing Housing Market Non-housing community development needs Economic development	May 13, 2025 Focus Group 1 Affordable, Healthy Housing Focus Bi-annual Stakeholder meetings will improve coordination with this partner.
Family Services of Greater Baton Rouge	Non-profit services	Homelessness needs, Special needs assessment, non-housing community development, Housing needs	May 13, 2025 Focus Group 1 Affordable, Healthy Housing Focus Bi-annual Stakeholder meetings will improve coordination with this partner.

<p>East Baton Rouge Parish Housing Authority</p>	<p>Public Housing Authority</p>	<p>Public Housing, Housing needs, Barriers to affordable housing, cost of housing, number of housing units</p>	<p>May 13, 2025 Focus Group 1 Affordable, Healthy Housing Focus</p> <p>EBRPHA staff also participated in both May 13 & 15 community workshops, one stakeholder interview, and provided data to the 5-year plan.</p> <p>Bi-annual Stakeholder meetings will improve coordination with this partner.</p>
<p>Department of Development</p>	<p>Permits, Code Enforcement, Blight Removal</p>	<p>Severe Housing Problems, Condition of housing, non-housing community development, aging housing stock, lead based paint and asbestos housing issues</p>	<p>May 13, 2025 Focus Group 1 Affordable, Healthy Housing Focus</p> <p>May 15, 2025 Focus Group 4 Community Development Public Safety</p> <p>The planning team worked with this department closely to understand the severe blight conditions in Baton Rouge, the barriers to removing blight, and interventions to prevent blight. The permitting system and the difficulties with aging housing stock was also discussed.</p> <p>OCD works with this office closely and will continue to coordinate with them on a regular (minimum monthly) basis.</p>
<p>Louisiana Balance of State Continuum of Care</p>	<p>Non-profit coalition to end homelessness</p>	<p>Homelessness, Barriers to affordable housing, Homeless facilities and services, Special needs facilities and services</p>	<p>May 13, 2025 Focus Group 2 Stable Housing and Homelessness Focus Group</p> <p>OCD will improve coordination with this agency through monthly meetings.</p>

Greater Baton Rouge Food Bank	Non-profit services for low income	Homelessness, non-housing community needs, homeless facilities and services, barriers to affordable housing	May 13, 2025 Focus Group 2 Stable Housing and Homelessness Focus Group Bi-annual Stakeholder meetings will improve coordination with this partner.
Open Health HAART	Non-Profit public health clinic	Homeless services, HOPWA	May 13, 2025 Focus Group 2 Stable Housing and Homelessness Focus Group Bi-annual Stakeholder meetings will improve coordination with this partner.
Capital Area Family Justice Center	Non-profit services for domestic violence victims and their children	Homeless services, Housing needs assessments	May 13, 2025 Focus Group 2 Stable Housing and Homelessness Focus Group Bi-annual Stakeholder meetings will improve coordination with this partner.
The Bridge Center for Hope	City-Parish 24 Hour Mental Health Crisis Center	Homeless services, Housing Problems	May 13, 2025 Focus Group 2 Stable Housing and Homelessness Focus Group Bi-annual Stakeholder meetings will improve coordination with this partner.
DreamHER	Non-profit advocate for women in business	Non-housing community development needs	May 15, 2025 Focus Group 3 Community Development Bi-annual Stakeholder meetings will improve coordination with this partner.
Real Women Connecting	Non-profit advocate for women entrepreneurs	Non-housing community development needs	May 15, 2025 Focus Group 3 Community Development Bi-annual Stakeholder meetings will improve coordination with this partner.
EmployBR	City-Parish Workforce Training	Non-community development needs	May 15, 2025 Focus Group 3 Community Development Bi-annual Stakeholder meetings will improve coordination with this partner.

Louisiana Small Business Development Center-Southern University	University-based non-profit program for small business development	Non-community development needs	May 15, 2025 Focus Group 3 Community Development Bi-annual Stakeholder meetings will improve coordination with this partner.
Baton Rouge North Economic Development District	State-enabled economic development agency	Non-community development needs	May 15, 2025 Focus Group 3 Community Development Bi-annual Stakeholder meetings will improve coordination with this partner.
Capital Region Planning Commission	Regional Planning Commission, and MPO	Non-community development needs	May 15, 2025 Focus Group 4 Community Programs Bi-annual Stakeholder meetings will improve coordination with this partner.
LSU Social Research & Evaluation Center	University based research on community and social initiatives	Non-community development needs	May 15, 2025 Focus Group 4 Community Programs Bi-annual Stakeholder meetings will improve coordination with this partner.
Chief of Minds	Private Sector business focused on human resources, organizational development and training	Non-community development needs	May 15, 2025 Focus Group 4 Community Programs Bi-annual Stakeholder meetings will improve coordination with this partner.
The Gardere Initiative	Nonprofit offering programs, mentorship, and resources to families in the Gardere community to foster holistic wellness and reduce crime	Non-community development needs	Interview and consultation May 14, 2025, and staff invitation to the monthly meeting June 6, 2025 Bi-annual Stakeholder meetings will improve coordination with this partner.
Youth Oasis	Non-profit offering services and advocacy to youth, with special focus on homelessness and family separation	Homeless, Special needs housing, non-housing community development needs	Consultation with this non-profit was done on May 27, 2025. Bi-annual Stakeholder meetings will improve coordination with this partner.

Capital Area Transit System	The public transit agency for the Baton Rouge region	Non-housing community development needs, barriers to affordable housing	Consultation with the agency was done on June 10, 2025. Coordination with their Empower Baton Rouge plan and overlapping target areas of Gardere and Plank Road corridor. Bi-annual Stakeholder meetings will improve coordination with this partner.
EmployBR	Localized workforce delivery system matching employees and job seekers	Economic Development	May 15, 2025 Focus Group 3 Community Development Bi-annual Stakeholder meetings will improve coordination with this partner.
Let's Fix It! LLC	Private sector business providing nonprofit capacity support and technical assistance.	Hispanic & immigrants needs, maternal health and housing intersections	June 27, 2025, consultation with stakeholder for integration of past plans and studies regarding health and housing. Bi-annual Stakeholder meeting will improve coordination with this partner.

Table 2 – Agencies, groups, organizations who participated

Identify any Agency Types not consulted and provide rationale for not consulting

A good faith effort was made to contact and consult with all relevant agencies; no agencies were identified for non-consultation.

Other local/regional/state/federal planning efforts considered when preparing the Plan

Name of Plan	Lead Organization	How do the goals of your Strategic Plan overlap with the goals of each plan?
Continuum of Care	Louisiana Balance of State Continuum of Care	Data, information, and planning efforts are coordinated among the agencies and providers.

Table 3 – Other local / regional / federal planning efforts

Describe cooperation and coordination with other public entities, including the State and any adjacent units of general local government, in the implementation of the Consolidated Plan (91.215(l))

The OCD has established partnerships and regularly works closely and collaboratively with other local organizations and agencies that share the mission of providing safe, affordable, and supportive communities to residents.

Narrative (optional):

DRAFT

PR-15 Citizen Participation – 91.105, 91.115, 91.200(c) and 91.300(c)

Summary of citizen participation process/Efforts made to broaden citizen participation Summarize citizen participation process and how it impacted goal-setting

The citizen participation process for the East Baton Rouge Parish 2025–2029 HUD Consolidated Plan was designed to ensure inclusive and transparent community engagement, meeting both federal requirements and local priorities. The planning process was launched with a public-facing project website in February 2025. The website provided citizens with project background, a project progress tracker, access to the community needs survey, local maps, and other documentation. Project information was also linked and available on the Office of Community Development’s website. An email address for submitting public comments was posted on all flyers, social media announcements, the Office of Community Development’s website, and the project website.

To maximize outreach, project announcements and event information were posted on the City-Parish’s social media, on the Office of Community Development’s website, through the project website, and distributed to local community leaders, including council members, for dissemination to their constituents. Radio podcast interview with the OCD team members and local radio host on 107.3 was held on May 9, 2025 introducing and giving an overview of the Consolidated planning process and announcing upcoming in-person community engagement events.

The City-Parish engaged a diverse range of residents, stakeholders, and public and private agencies. Community engagement efforts included a community-wide survey, four focus group meetings with local stakeholders and community leaders, and two public community engagement workshops. Additional one-on-one meetings and coordination with community stakeholders who could not attend the focus group meetings were conducted throughout the plan development process. The draft Consolidated Plan was published for a 30-day public comment period before submission.

The focus group meetings and community workshops were held in public spaces in areas with a high prevalence of low- to moderate-income households. All meetings were conducted in ADA-accessible buildings, and hard-copy community surveys were made available. A Spanish-speaking translator was present at all four focus group meetings and both community workshops. The project website included a language translation feature to accommodate non-English speakers.

Citizen Participation Outreach

Sort Order	Mode of Outreach	Target of Outreach	Summary of response/attendance	Summary of comments received	Summary of comments not accepted and reasons	URL (If applicable)
1	Digital (website, radio podcast interview, and social media including Facebook, Nextdoor, Instagram, X)	All Baton Rouge stakeholders	There were two comments received. There were 1,681 unique visitors to the project website from March 24, 2025 to June 12, 2025.	These comments were integrated into the plan. One comment was related to zoning code enforcement, and the other comment was about a model community development program called the Gardere Initiative.	All comments accepted	Brla.gov/communityplan

Sort Order	Mode of Outreach	Target of Outreach	Summary of response/attendance	Summary of comments received	Summary of comments not accepted and reasons	URL (If applicable)
2	Community survey	All Baton Rouge stakeholders, with an emphasis on low-to-moderate individuals, and/or organizations that work with low-to-moderate income individuals. Also, non-English speakers, transit riders, and residents of public housing.	The survey received 489 responses and 273 public comments.	Comments received focused mainly on 7 topics: <ol style="list-style-type: none"> 1. Housing concerns 2. Community investment and development 3. Crime and public safety 4. Youth and education 5. Access to government processes and equity 6. Mental health services 7. Transportation 	All comments accepted	BRLA.gov/community plan
3	EmployBR Job Fair	All Baton Rouge stakeholders	Comments were received via survey link.	OCD team members attended an EmployBR sponsored job fair to disseminate project information and collect survey responses. Comments are included in the community survey responses.	All comments accepted	

Sort Order	Mode of Outreach	Target of Outreach	Summary of response/attendance	Summary of comments received	Summary of comments not accepted and reasons	URL (If applicable)
4	Public Hearing	All Baton Rouge stakeholders	The meeting was well attended by the community as it was a regular Metropolitan Council Meeting and was advertised in the local newspaper and through the city's agenda system.	No comments were made at the April 9, 2025, public hearing. The project website, community workshops, dates, timelines, and contact information were presented at this public hearing. Flyers were also handed out. A copy of the presentation was uploaded to the project website.	No comments were made	BRLA.gov/community plan

Sort Order	Mode of Outreach	Target of Outreach	Summary of response/attendance	Summary of comments received	Summary of comments not accepted and reasons	URL (If applicable)
5	In person, Focus group meetings	<p>Key Stakeholders of affordable housing, healthy homes, non-profits, economic development agencies, and community development services</p> <p>Focus Group 1: Affordable, healthy housing</p> <p>Focus Group 2: Stable housing and homelessness</p> <p>Focus Group 3: Community Development</p> <p>Focus Group 4: Community Programming</p>	<p>Focus Group 1 had 13 attendees</p> <p>Focus Group 2 had 13 attendees</p> <p>Focus Group 3 had 10 attendees</p> <p>Focus Group 4 had 7 attendees</p>	<p>Focus Group 1: Participants stressed the importance of aligning housing efforts with transportation, utilities, and public space planning, and called for more visible investment and coordinated community outreach to build trust and ensure equity.</p> <p>Focus Group 2: Participants emphasized that housing affordability, precarious employment, and limited access to supportive services are major contributors to local housing crises. They identified vulnerable groups that often fall through the cracks and stressed that the local shelters remain at capacity causing placement issues.</p> <p>Focus Group 3: Participants prioritized workforce development and emphasized sustainable economic growth, including support for small businesses, youth entrepreneurship, and job training, must come before physical infrastructure investments.</p> <p>Focus Group 4: Participants emphasized the importance of mentorship, access, and community-based delivery in effective youth and family programming.</p>	All comments accepted	BRLA.gov/community plan

Sort Order	Mode of Outreach	Target of Outreach	Summary of response/attendance	Summary of comments received	Summary of comments not accepted and reasons	URL (If applicable)
6	In person, Community Workshops	All Baton Rouge stakeholders	<p>Workshop 1 had 44 attendees</p> <p>Workshop 2 had over 25 attendees</p>	<p>Workshop 1: Affordable, healthy, and stable housing Community members identified a strong need for mixed-income and multi-family housing, home repair support, and more accessible emergency shelter services, particularly for families and youth aging out of foster care. Key barriers included high housing costs, inadequate repair funding, and limited shelter options, with residents calling for increased investment in affordable housing, healthier living conditions, and support for vulnerable populations.</p> <p>Workshop 2: Community and Neighborhood Development Community members emphasized the need to address blighted properties, succession issues, and infrastructure improvements such as lighting, sidewalks, and drainage, with suggestions to use CDBG funds for code enforcement and nonprofit-led redevelopment. Participants also called for expanded youth programs, job training, and elder support services, highlighting blight removal, affordable housing, and homelessness prevention as top funding priorities.</p>	All comments accepted	BRLA.gov/community plan

Sort Order	Mode of Outreach	Target of Outreach	Summary of response/attendance	Summary of comments received	Summary of comments not accepted and reasons	URL (If applicable)
7	Draft Public Comment Period	All Baton Rouge stakeholders		Insert 2025-2029 Consolidated Plan Draft public comment summary		

Table 4 – Citizen Participation Outreach

DRAFT

Needs Assessment

NA-05 Overview

Needs Assessment Overview

The housing needs assessment for East Baton Rouge Parish reveals significant challenges, particularly for low- and extremely low-income residents. Approximately 70% of households earn less than the area median income (AMI), and the most common housing problem is cost burden, with 79% of affected households spending more than 30% of their income on housing. Renters, especially those earning less than 30% of AMI, are disproportionately impacted, with over 41,000 cost-burdened renter households compared to 11,000 owner households. Baton Rouge's aging housing stock further complicates the issue, as repair costs for deteriorating homes often exceed available HUD funding, particularly for elderly and disabled homeowners who have difficulties keeping up with routine maintenance.

While income remains the primary driver of housing needs, racial disparities highlight how race and poverty intersect, deepening vulnerability for some groups. Black/African American and Hispanic households are overrepresented among those experiencing housing problems in the extremely low-income category. For instance, 79% of extremely low-income Black/African American households and 88% of Hispanic households face serious housing challenges such as overcrowding, lack of plumbing or kitchen facilities, or extreme cost burdens.

Special populations, including elderly residents, individuals with disabilities, those with HIV/AIDS, at-risk youth, and victims of domestic violence, face heightened housing and service needs. These groups often require affordable, accessible housing and supportive services such as case management, transportation, and medical coordination. Notably, over 3,700 people live with HIV in the parish, many of whom face co-occurring challenges like poverty and housing instability. The limited funding for permanent supportive housing and services like Tenant-Based Rental Assistance (TBRA) further exacerbates these issues.

Public input through workshops and surveys also identified critical community development needs beyond housing. These include infrastructure improvements such as sidewalk installation, road repairs, and public safety enhancements, especially in low-income neighborhoods. Residents emphasized the need for expanded shelter space, adaptive reuse of public buildings for housing, and youth-focused programs that provide job training and recreation. Legal

services for title clearing and domestic violence victims, as well as improved code enforcement and community outreach, were also cited as high priorities.

In summary, Baton Rouge faces complex, deeply rooted housing challenges that disproportionately affect its most vulnerable populations. Addressing these needs will require a coordinated, equity-focused approach that combines affordable housing development, expanded supportive services, and strategic community investment.

NA-10 Housing Needs Assessment - 24 CFR 91.205 (a,b,c)

Summary of Housing Needs

Baton Rouge has an aging housing stock and a large population of low-income households. The poverty rate in East Baton Rouge Parish is 20.2% compared to 18.9% in the state of Louisiana and just 12.5% nationally (ACS 2023). These low-income households, including a significant share with elderly residents, commonly experience crowding, cost burden, and severe housing problems including homes that lack a kitchen or full plumbing.

Roughly 70% of Baton Rouge households earn less than the area median income (AMI), and housing stress is overwhelmingly concentrated in this group, especially among renters. Renters account for 88% of overcrowded units, with extremely low-income single-family renters alone making up more than half of all crowded households. Cost burden, paying more than 30% of income on housing, is by far the most prevalent issue, representing 79% of all HUD defined housing problems. There are approximately 41,000 cost burdened renter households, compared to 11,000 owner households; two-thirds of these renters earn less than 30% of AMI. Extremely low-income and very low-income households also make up the vast majority of those experiencing multiple housing problems, from crowding to substandard plumbing or kitchens.

Compounding matters, Baton Rouge's aging housing stock leaves many low-income owners with repair needs that far exceed available HUD Home Rehabilitation funds. Applications often arrive only after homes have deteriorated to the point where rehabilitation costs surpass program limits. In short, the city's most severe housing challenges, crowding, deep cost burdens, and deferred maintenance, fall heaviest on its lowest-income renters and on elderly homeowners living in aging homes.

Demographics	Base Year: 2009	Most Recent Year: 2020	% Change
Population	305,385	222,190	-27%
Households	117,295	85,090	-27%
Median Income	\$39,876.00	\$44,177.00	11%

Table 5 - Housing Needs Assessment Demographics

Data Source: 2000 Census (Base Year), 2016-2020 ACS (Most Recent Year)

Number of Households Table

	0-30% HAMFI	>30-50% HAMFI	>50-80% HAMFI	>80-100% HAMFI	>100% HAMFI
Total Households	52,475	32,340	29,870	14,595	56,125
Small Family Households	16,760	8,325	11,875	8,120	22,360
Large Family Households	3,425	3,650	1,859	290	4,200
Household contains at least one person 62-74 years of age	7,420	8,530	7,055	4,570	10,570
Household contains at least one person age 75 or older	6,742	8,370	3,929	2,834	14,630
Households with one or more children 6 years old or younger	12,146	4,274	2,889	1,199	3,264

Table 6 - Total Households Table

Data 2016-2020 CHAS

Source:

Housing Needs Summary Tables

1. Housing Problems (Households with one of the listed needs)

	Renter					Owner				
	0-30% AMI	>30-50% AMI	>50-80% AMI	>80-100% AMI	Total	0-30% AMI	>30-50% AMI	>50-80% AMI	>80-100% AMI	Total
NUMBER OF HOUSEHOLDS										
Substandard Housing - Lacking complete plumbing or kitchen facilities	399	30	14	0	443	4	50	39	4	97
Severely Overcrowded - With >1.51 people per room (and complete kitchen and plumbing)	130	820	109	20	1,079	0	4	0	0	4
Overcrowded - With 1.01-1.5 people per room (and none of the above problems)	3,325	944	140	30	4,439	104	10	545	64	723
Housing cost burden greater than 50% of income (and none of the above problems)	16,790	4,045	450	25	21,310	4,240	980	949	45	6,214

	Renter					Owner				
	0-30% AMI	>30-50% AMI	>50-80% AMI	>80-100% AMI	Total	0-30% AMI	>30-50% AMI	>50-80% AMI	>80-100% AMI	Total
Housing cost burden greater than 30% of income (and none of the above problems)	4,485	8,465	3,075	330	16,355	2,434	1,650	1,094	595	5,773
Zero/negative Income (and none of the above problems)	4,905	0	0	0	4,905	1,475	0	0	0	1,475

Table 7 – Housing Problems Table

Data 2016-2020 CHAS

Source:

2. Housing Problems 2 (Households with one or more Severe Housing Problems: Lacks kitchen or complete plumbing, severe overcrowding, severe cost burden)

	Renter					Owner				
	0-30% AMI	>30-50% AMI	>50-80% AMI	>80-100% AMI	Total	0-30% AMI	>30-50% AMI	>50-80% AMI	>80-100% AMI	Total
NUMBER OF HOUSEHOLDS										
Having 1 or more of four housing problems	20,795	5,835	710	75	27,415	4,375	1,035	1,540	125	7,075

	Renter					Owner				
	0-30% AMI	>30-50% AMI	>50-80% AMI	>80-100% AMI	Total	0-30% AMI	>30-50% AMI	>50-80% AMI	>80-100% AMI	Total
Having none of four housing problems	18,910	15,210	13,840	6,925	54,885	8,385	10,255	13,645	7,460	39,745
Household has negative income, but none of the other housing problems	0	0	0	0	0	0	0	0	0	0

Table 8 – Housing Problems 2

Data 2016-2020 CHAS

Source:

3. Cost Burden > 30%

	Renter				Owner			
	0-30% AMI	>30-50% AMI	>50-80% AMI	Total	0-30% AMI	>30-50% AMI	>50-80% AMI	Total
NUMBER OF HOUSEHOLDS								
Small Related	9,800	2,199	1,319	13,318	830	444	1,074	2,348
Large Related	2,365	1,240	115	3,720	305	90	74	469
Elderly	2,564	5,379	267	8,210	3,966	1,647	549	6,162
Other	10,280	3,900	1,845	16,025	1,685	474	348	2,507
Total need by income	25,009	12,718	3,546	41,273	6,786	2,655	2,045	11,486

Table 9 – Cost Burden > 30%

Data 2016-2020 CHAS

Source:

4. Cost Burden > 50%

	Renter				Owner			
	0-30% AMI	>30-50% AMI	>50-80% AMI	Total	0-30% AMI	>30-50% AMI	>50-80% AMI	Total
NUMBER OF HOUSEHOLDS								
Small Related	0	0	455	455	755	205	0	960
Large Related	0	0	75	75	275	45	0	320
Elderly	1,445	2,535	80	4,060	2,859	555	85	3,499
Other	0	8,915	1,035	9,950	355	0	0	355
Total need by income	1,445	11,450	1,645	14,540	4,244	805	85	5,134

Table 10 – Cost Burden > 50%

Data 2016-2020 CHAS

Source:

5. Crowding (More than one person per room)

	Renter					Owner				
	0-30% AMI	>30-50% AMI	>50-80% AMI	>80-100% AMI	Total	0-30% AMI	>30-50% AMI	>50-80% AMI	>80-100% AMI	Total
NUMBER OF HOUSEHOLDS										
Single family households	3,360	1,469	153	20	5,002	0	4	70	24	98

	Renter					Owner				
	0-30% AMI	>30- 50% AMI	>50- 80% AMI	>80- 100% AMI	Total	0- 30% AMI	>30- 50% AMI	>50- 80% AMI	>80- 100% AMI	Total
Multiple, unrelated family households	84	290	70	30	474	104	10	475	34	623
Other, non-family households	25	4	19	0	48	0	0	0	0	0
Total need by income	3,469	1,763	242	50	5,524	104	14	545	58	721

Table 11 – Crowding Information – 1/2

Data 2016-2020 CHAS

Source:

	Renter				Owner			
	0- 30% AMI	>30- 50% AMI	>50- 80% AMI	Total	0- 30% AMI	>30- 50% AMI	>50- 80% AMI	Total
Households with Children Present								

Table 12 – Crowding Information – 2/2

Describe the number and type of single person households in need of housing assistance.

East Baton Rouge Parish has 175,408 occupied housing units, of which 58,578 are occupied by single-person households, according to the American Community Survey (ACS) 2023 5-year estimates. Elderly individuals aged 65 or older living alone account for 12% of the parish’s occupied households. The 2024 Point-in-Time (PIT) Count reported 410 homeless individuals in the Baton Rouge region. The PIT data does not specify household size.

Estimate the number and type of families in need of housing assistance who are disabled or victims of domestic violence, dating violence, sexual assault and stalking.

The 2024 PIT data for the State of Louisiana lists 124 homeless domestic violence victims/survivors. According to the 2023 Legislative Report on the Louisiana Domestic Abuse Facility Review, Louisiana has ranked in the top five states almost every year since 1997 for domestic homicides.

According to ACS 2023 5-year estimates, approximately 65,215 individuals, or 14.5% of the EBR population, are disabled. Approximately 11,309 individuals, or 46.4% of the disabled population, are considered extra elderly, defined as persons aged 75 and older. Elderly persons aged 65 to 73 account for 30.5% of the disabled population. Sixteen percent of the Black/African American population is disabled, followed by people of two or more races, who account for 15% of the EBR population, and White individuals with disabilities, who account for 13%.

What are the most common housing problems?

FUTUREBR, the City-Parish's Master Plan, identifies several key housing needs: affordable options for both renters and homeowners, a greater supply of smaller homes such as townhomes and condos, and housing that accommodates elderly and disabled residents. One of its stated goals is to expand affordable housing for seniors. Baton Rouge also has a large stock of older homes in need of repair.

The most common housing challenge across all income levels is cost burden, with 79% of households in the jurisdiction spending more than 30% of their income on housing (Table 7). Overcrowding is the second most common issue, affecting 8% of homeowner households.

Based on focus group and workshop input, the most common housing problems identified in East Baton Rouge include: a lack of affordable housing for both low-income and middle-income residents; high construction and rehabilitation costs that limit development; bureaucratic barriers such as slow permitting and complex regulations; and widespread title issues that block redevelopment and access to assistance. Residents also emphasized the shortage of mixed-income housing, the need for better coordination between housing and infrastructure investments, and the limited availability of funding for down payment assistance and home repair programs.

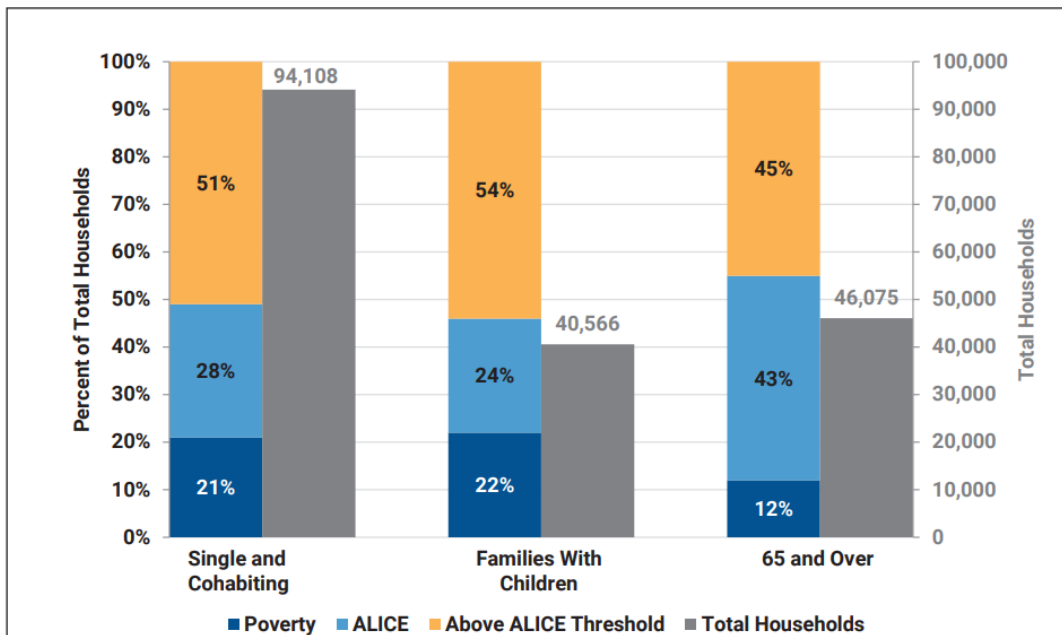
Are any populations/household types more affected than others by these problems?

Extremely low-income, single-family households represent the largest group (32%) of low-income households (Table 6). Similarly, small related, extremely low-income households who rent account for the greatest number of categorized cost-burdened households—18.5% (Table 9). Extremely low-income, single-family households who rent are disproportionately affected by crowding, accounting for 54% of all overcrowded households and 61% of overcrowded renter households (Table 11). Most households with one or more severe housing problems are extremely low-income, accounting for 75.9% of renter households and 61.8% of owner households with severe housing problems.

Describe the characteristics and needs of Low-income individuals and families with children (especially extremely low-income) who are currently housed but are at imminent risk of either residing in shelters or becoming unsheltered 91.205(c)/91.305(c)). Also discuss the needs of formerly homeless families and individuals who are receiving rapid re-housing assistance and are nearing the termination of that assistance.

The ALICE population, those who are Asset Limited, Income Constrained, Employed, have incomes above the poverty level but below what is required for a basic cost of living in their area. These are working households who often earn too much to qualify for assistance such as the Supplemental Nutrition Assistance Program (SNAP) but may still be one emergency away from homelessness. The 2024 *ALICE in East Baton Rouge Parish* report revealed that 46% of families with children are either ALICE or living in poverty (attached image). There is also a notable disparity in ALICE and poverty populations by race: 65% of Black/African American, 62% of Hispanic, 50% of Asian, and 36% of White households fall below the ALICE threshold. Among cities and neighborhoods identified in the report, the top five with the greatest percentage of households living below the ALICE threshold are Merrydale (69%), Baton Rouge (60%), Brownfields (56%), Gardere (54%), and Baker (50%).

Household Financial Status by Household Type, East Baton Rouge Parish, 2022



Sources: ALICE Threshold, 2022; American Community Survey, 2022

If a jurisdiction provides estimates of the at-risk population(s), it should also include a description of the operational definition of the at-risk group and the methodology used to generate the estimates:

East Baton Rouge City-Parish does not provide estimates of the at-risk population. The homeless population is tracked through the Homeless Management Information System (HMIS) operated by the Louisiana Balance of State Continuum of Care. EBR follows HUD guidance and definitions of at-risk persons under § 576.2 of the ESG Program Interim Rule and § 578.3 of the CoC Program Interim Rule.

Specify particular housing characteristics that have been linked with instability and an increased risk of homelessness

Lack of housing stability for cost-burdened renters or homeowners puts them at risk of becoming homeless, especially if they face sudden expenses like medical bills or vehicle repairs. Households who spend more than 30 percent of their income on monthly housing costs are at risk of becoming homeless. The age of a home can also contribute to housing instability. Older homes often have less weather protection and energy efficiency. This can lead to high

utility costs for households, which can further strain limited household budgets and increase the risk of housing loss.

Discussion

Income distribution

Almost two-thirds (61.9%) of all households are considered by HUD to be moderately low, low, very low, or extremely low income (0–80% of Area Median Income, Table 6). Seventeen percent of moderate- to extremely low-income households include an extra elderly person aged 75 or older.

Crowding

Renting households are more affected by crowding, accounting for 88% of the total overcrowded households. This is especially true for extremely low-income single-family renting households (Table 11). These households account for 54% of the total overcrowded households. Among owner households, multiple unrelated family households show the greatest need, accounting for 10% of the total overcrowded households.

Housing Problems

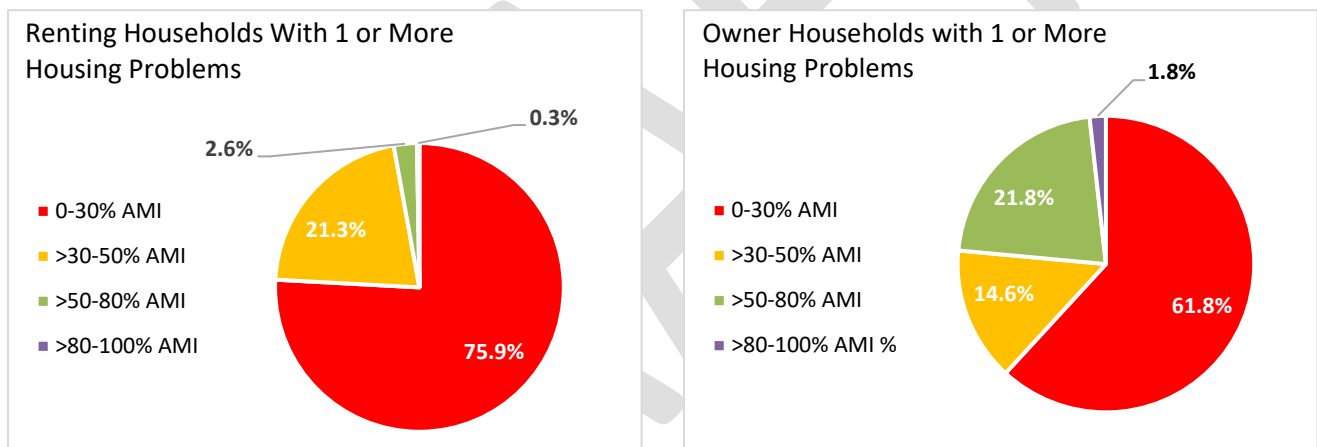
Households experiencing one or more of the four HUD-defined housing problems are disproportionately low- to extremely low-income households. Cost burden is the most common housing problem among moderate- to low-income households (Table 7). Of the households who have one or more of the four housing problems, 97.2% of renter households are very low- or extremely low-income (between 0–50% AMI), and 76.4% of owner households fall within the very low- to extremely low-income categories (Table 8). Extremely low-income households make up 75.9% of the renter and 61.8% of the owner households who have one or more of the four housing problems. These housing problems include substandard homes that lack a kitchen, substandard homes that lack complete plumbing, overcrowding, or being cost burdened. Eleven percent of the low- to extremely low-income households are overcrowded or severely overcrowded. Table 7 reports that 540 households, or 1% of those with housing problems, are living in substandard housing conditions.

As Baton Rouge has an aging housing stock and a large population of moderate- to low-income households, there is a greater need for home repairs than current funding can cover. In addition to the number of homes in need of repair, the necessary repairs to bring a home up to code are often so extensive that the cost exceeds what the HUD-funded Home Rehabilitation Program can reasonably support. Community engagement efforts revealed that repair requests

often are not submitted until the home has deteriorated to the point that the cost of repairs exceeds the program’s funding limits.

Cost Burden

Cost burden is the most common housing problem for moderate- to low-income households, accounting for 79% of the housing problems (Table 7). There are 2.6 times more cost-burdened renters than owners in the area, 41,273 renters compared to 11,486 owners (Table 9). Extremely low-income households (0–30% AMI) make up the greatest need, accounting for 61% of the cost-burdened renters. Similarly, among households spending more than 50% of their income on monthly housing costs, there are almost twice as many (183%) extremely cost-burdened renters as owners (Table 10). In the group of extremely cost-burdened households, the very low-income category (30–50% AMI) makes up the greatest need, accounting for 79%. Extremely low-income (0–30% AMI) owner households show the greatest need, accounting for 83% of the extremely cost-burdened owner households.



NA-15 Disproportionately Greater Need: Housing Problems – 91.205 (b)(2)

Assess the need of any racial or ethnic group that has disproportionately greater need in comparison to the needs of that category of need as a whole.

Introduction

Housing hardship in Baton Rouge rises sharply as incomes fall. More than three-quarters (76.6%) of extremely low-income households (0–30% AMI) confront at least one serious problem, cost burden, overcrowding, or substandard plumbing/kitchen, while just 13.5% of moderately low-income households (80–100% AMI) do. Across all brackets, Black/African

American and Hispanic residents shoulder the heaviest load: in the extremely low-income tier, 79% of Black/African American and 88% of Hispanic households have housing problems, and Black/African American households make up 64% of all cases at that income level. Very low-income households (30–50% AMI) show a similar pattern, with nearly two-thirds affected, and Black/African American households again the majority. Even among those spending more than half their income on housing, Black/African American renter households dominate, underscoring how race and deep poverty intersect.

At higher incomes, the racial gap narrows, yet imbalances persist. Roughly one-third of low-income households (50–80% AMI) have housing problems; White and Black/African Americans account for almost equal shares of that group. In the moderately low-income tier, incidence drops to one in seven, but Whites still represent two-thirds of cases, mirroring their larger presence in that income range. The overall pattern suggests that need is driven primarily by income, but race amplifies vulnerability where poverty is deepest: Black/African American and Hispanic households are overrepresented both in the lowest income brackets and among those facing multiple housing stresses, pointing to the importance of income-targeted, race-conscious housing interventions.

0%-30% of Area Median Income

Housing Problems	Has one or more of four housing problems	Has none of the four housing problems	Household has no/negative income, but none of the other housing problems
Jurisdiction as a whole	19,330	5,895	0
White	5,509	1,883	0
Black / African American	12,170	3,319	0
Asian	294	334	0
American Indian, Alaska Native	0	0	0
Pacific Islander	0	0	0
Hispanic	1,014	143	0

Table 13 - Disproportionally Greater Need 0 - 30% AMI

Data 2016-2020 CHAS
Source:

* The four housing problems are: (1) lacks complete kitchen facilities; (2) lacks complete plumbing facilities; (3) more than one person per room; and (4) cost burden greater than 30%.

30%-50% of Area Median Income

Housing Problems	Has one or more of four housing problems	Has none of the four housing problems	Household has no/negative income, but none of the other housing problems
Jurisdiction as a whole	13,474	7,632	0
White	4,873	3,007	0
Black / African American	7,499	3,949	0
Asian	340	295	0
American Indian, Alaska Native	0	0	0
Pacific Islander	0	0	0
Hispanic	674	378	0

Table 14 - Disproportionally Greater Need 30 - 50% AMI

Data 2016-2020 CHAS

Source:

*The four housing problems are:

1. Lacks complete kitchen facilities, 2. Lacks complete plumbing facilities, 3. More than one person per room, 4. Cost Burden greater than 30%

50%-80% of Area Median Income

Housing Problems	Has one or more of four housing problems	Has none of the four housing problems	Household has no/negative income, but none of the other housing problems
Jurisdiction as a whole	8,420	15,579	0
White	3,924	5,984	0
Black / African American	3,599	8,405	0
Asian	88	348	0
American Indian, Alaska Native	4	40	0
Pacific Islander	85	0	0
Hispanic	393	496	0

Table 15 - Disproportionally Greater Need 50 - 80% AMI

Data 2016-2020 CHAS

Source:

* The four housing problems are: (1) lacks complete kitchen facilities; (2) lacks complete plumbing facilities; (3) more than one person per room; and (4) cost burden greater than 30%.

80%-100% of Area Median Income

Housing Problems	Has one or more of four housing problems	Has none of the four housing problems	Household has no/negative income, but none of the other housing problems
Jurisdiction as a whole	1,954	12,500	0
White	1,279	5,619	0
Black / African American	462	5,015	0
Asian	74	242	0
American Indian, Alaska Native	0	49	0
Pacific Islander	0	0	0
Hispanic	80	318	0

Table 16 - Disproportionally Greater Need 80 - 100% AMI

Data 2016-2020 CHAS
Source:

* The four housing problems are: (1) lacks complete kitchen facilities; (2) lacks complete plumbing facilities; (3) more than one person per room; and (4) cost burden greater than 30%.

Discussion.

Housing hardship in Baton Rouge rises sharply as incomes fall. A clear pattern can be seen where the proportion of households who have one or more housing problems increases as income decreases. Seventy-six percent of the extremely low-income households have one or more housing problems while only 13.5% of the moderately low-income (80%-100% AMI) households have one or more housing problem.

Proportion of total jurisdiction with housing problems:

- Extremely low-income (0-30% AMI, Table 13) 76.6%
- Very low-income (30-50% AMI, Table 14) 63.8%
- Low-income (50-80% AMI, Table 15) 35.1%
- Moderately low-income (80-100% AMI, Table 16) 13.5%

In the extremely low-income and very low-income categories, Black/African Americans are shown to have the highest incidence of having one or more housing problems. Seventy-seven percent of extremely low-income households have one or more of the four housing problems. Of these, Black/African American households make up 64.1%, with White households following at 29.0% (Table 13). The distribution in very low-income households is similarly patterned, though less pronounced. Sixty-three percent of very low-income households have one or more housing problems. Black/African American households make up 56% of these households, with White households following, constituting 36.4% of the very low-income households who have one or more housing problems (Table 14).

The disparity for low-income households making 50–80% AMI is less pronounced. Across the jurisdiction, 35.1% of low-income households have one or more housing problems. White households account for the greatest proportion of these, representing 48.5%, although this is only slightly higher than Black/African American households, who represent 44.5% of low-income households with one or more housing problems. Only 13% of the moderately low-income population have one or more housing problems. Among moderately low-income households with housing problems, there are disproportionately more White households, accounting for 67.5% of that group, with Black/African Americans following at 24.4%. Pacific Islanders and American Indian/Alaska Natives were only recorded as having one or more housing problems in the low-income group, with four and 85 individuals respectively.

Percent of households for each race with one or more housing problem:

- Extremely low-income (0-30% AMI, Table 13)
 - White 74.5%
 - Black / African American 78.6%
 - Asian No data
 - American Indian, Alaska Native No data
 - Pacific Islander No data
 - Hispanic 87.6%

- Very low-income (30-50% AMI, Table 14)
 - White 61.8%
 - Black / African American 65.5%
 - Asian 53.5%
 - American Indian, Alaska Native No data

- Pacific Islander No data
- Hispanic 64.1%

- Low-income (50-80% AMI, Table 15)
 - White 39.6%
 - Black / African American 30.0%
 - Asian 20.2%
 - American Indian, Alaska Native 9.1%
 - Pacific Islander 100%
 - Hispanic 44%

- Moderately low-income (80- 100%, Table 16)
 - White 18.5%
 - Black / African American 8.4%
 - Asian 23.4%
 - American Indian, Alaska Native No data
 - Pacific Islander No data
 - Hispanic 20.1%

NA-20 Disproportionately Greater Need: Severe Housing Problems – 91.205 (b)(2)

Assess the need of any racial or ethnic group that has disproportionately greater need in comparison to the needs of that category of need as a whole.

Introduction

Severe housing problems in the Baton Rouge area, defined as lacking a full kitchen or complete plumbing, paying over half of household income on housing, or living in extreme crowding, are concentrated overwhelmingly among households earning below 50% of the Area Median Income (AMI). Extremely low-income families (0–30% AMI) account for 61% of all local households with any housing problem, while very low-income households (30–50% AMI) add another 26%. Black/African American households bear the heaviest burden in these two brackets, representing roughly 63% and 53% of severe-problem cases, respectively; White households follow at 30–38%. As incomes rise, the prevalence of problems drops sharply, yet risk remains uneven: at 50–80% AMI, Hispanic households are disproportionately affected, 28%

have at least one problem, and at 80–100% AMI, White households comprise the majority of severe cases.

Overall, only 12% of housing problems occur above 50% AMI, underscoring that inadequate facilities and severe cost burdens are primarily an issue for the lowest-income residents. Race and ethnicity modulate this exposure: Black/African American households are most vulnerable at the bottom of the income scale, Hispanics maintain elevated risk through the mid-low tiers, Asians have an elevated risk in the middle-income tiers, and American Indian/Alaska Native and Pacific Islander households are scarcely represented in the data.

0%-30% of Area Median Income

Severe Housing Problems*	Has one or more of four housing problems	Has none of the four housing problems	Household has no/negative income, but none of the other housing problems
Jurisdiction as a whole	15,440	9,790	0
White	4,578	2,823	0
Black / African American	9,545	5,955	0
Asian	239	394	0
American Indian, Alaska Native	0	0	0
Pacific Islander	0	0	0
Hispanic	873	278	0

Table 17 – Severe Housing Problems 0 - 30% AMI

Data Source: 2016-2020 CHAS

*The four severe housing problems are: (1) lacks complete kitchen facilities; (2) lacks complete plumbing facilities; (3) more than 1.5 persons per room; and (4) cost burden over 50%.

30%-50% of Area Median Income

Severe Housing Problems*	Has one or more of four housing problems	Has none of the four housing problems	Household has no/negative income, but none of the other housing problems
Jurisdiction as a whole	5,529	15,543	0
White	2,099	5,787	0

Severe Housing Problems*	Has one or more of four housing problems	Has none of the four housing problems	Household has no/negative income, but none of the other housing problems
Black / African American	2,895	8,529	0
Asian	250	379	0
American Indian, Alaska Native	0	0	0
Pacific Islander	0	0	0
Hispanic	255	793	0

Table 18 – Severe Housing Problems 30 - 50% AMI

Data 2016-2020 CHAS
Source:

*The four severe housing problems are: (1) lacks complete kitchen facilities; (2) lacks complete plumbing facilities; (3) more than 1.5 persons per room; and (4) cost burden over 50%.

50%-80% of Area Median Income

Severe Housing Problems*	Has one or more of four housing problems	Has none of the four housing problems	Household has no/negative income, but none of the other housing problems
Jurisdiction as a whole	1,975	22,010	0
White	844	9,048	0
Black / African American	739	11,245	0
Asian	68	368	0
American Indian, Alaska Native	4	40	0
Pacific Islander	0	85	0
Hispanic	250	640	0

Table 19 – Severe Housing Problems 50 - 80% AMI

Data 2016-2020 CHAS
Source:

*The four severe housing problems are: (1) lacks complete kitchen facilities; (2) lacks complete plumbing facilities; (3) more than 1.5 persons per room; and (4) cost burden over 50%.

80%-100% of Area Median Income

Severe Housing Problems*	Has one or more of four housing problems	Has none of the four housing problems	Household has no/negative income, but none of the other housing problems
Jurisdiction as a whole	610	13,850	0
White	344	6,570	0
Black / African American	165	5,300	0
Asian	39	277	0
American Indian, Alaska Native	0	49	0
Pacific Islander	0	0	0
Hispanic	34	361	0

Table 20 – Severe Housing Problems 80 - 100% AMI

Data 2016-2020 CHAS

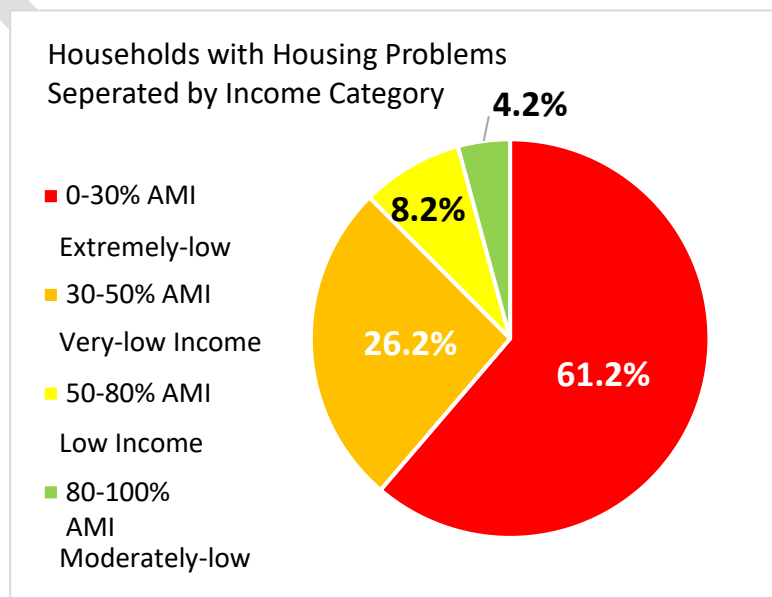
Source:

* The four severe housing problems are: (1) lacks complete kitchen facilities; (2) lacks complete plumbing facilities; (3) more than 1.5 persons per room; and (4) cost burden over 50%.

Discussion

Severe housing problems are distinct from other housing problems in that they involve a cost burden of greater than 50% and crowding defined as more than 1.5 persons per room. Housing problems that are not considered severe include a cost burden greater than 30% and crowding with more than one person per room. Both categories of housing problems include the absence of a full kitchen or complete plumbing facilities.

The distribution of severe housing problems among low-income households in the Baton Rouge area mirrors the distribution seen in the NA-15 detailing housing problems not considered severe.



Proportion of total jurisdiction with housing problems:

- Extremely low-income (0-30% AMI, Table 13) 61.2%
- Very low-income (30-50% AMI, Table 14) 26.2%
- Low-income (50-80% AMI, Table 15) 8.2%
- Moderately low-income (80-100% AMI, Table 16) 4.2%

In extremely low- and very low-income groups, Black/African Americans disproportionately account for the greatest portion of households with severe housing problems, 62.7% and 52.6%, respectively. White households follow, making up 30.0% and 38.2% of the extremely low- and very low-income households. In low-income households, the distribution is split more evenly between Black/African American and White households, accounting for 38.8% and 44.3%, respectively. Among moderately low-income households (80% - 100% AMI) White households disproportionately account for the majority of severe housing problems.

The greatest proportion of Hispanic households experiencing severe housing problems is found in the low-income category, where they account for 13.1% of such households. The percentage of Asian households with severe housing problems ranges from 1.6% to 6.7% across the income groups, from extremely low-income to moderately low-income. Only four American Indian/Alaska Native households were recorded; they accounted for 0.2% of the low-income households with severe housing problems. American Indian/Alaska Native households were not recorded in any other income group. No Pacific Islander households were recorded in any of the four income categories.

In the extremely low- and very low-income groups, Black/African Americans are disproportionately affected by severe housing problems. In the low-income group, Black/African American and White households make up the largest portion of those experiencing severe housing problems, and in the moderately low-income group (80–100% AMI), White households are disproportionately affected. This distribution is largely proportional to the racial and ethnic composition within each income bracket 9 (Tables 17–20).

Percent of households within each race with one or more housing problem:

- Extremely low-income (0-30% AMI, Table 13)
 - White 61.9%
 - Black / African American 61.9%
 - Asian 37.8%
 - American Indian, Alaska Native No data

- Pacific Islander No data
- Hispanic 75.8%

- Very low-income (30-50% AMI, Table 14)
 - White 26.6%
 - Black / African American 25.3%
 - Asian 39.7%
 - American Indian, Alaska Native No data
 - Pacific Islander No data
 - Hispanic 24.3%

- Low-income (50-80% AMI, Table 15)
 - White 8.5%
 - Black / African American 6.2%
 - Asian 15.6%
 - American Indian, Alaska Native 9.1%
 - Pacific Islander No data
 - Hispanic 28.1%

- Moderately low-income (80-100% AMI, Table 16)
 - White 5.0%
 - Black / African American 3.0%
 - Asian 12.3%
 - American Indian, Alaska Native No data
 - Pacific Islander No data
 - Hispanic 8.6%

NA-25 Disproportionately Greater Need: Housing Cost Burdens – 91.205 (b)(2)

Assess the need of any racial or ethnic group that has disproportionately greater need in comparison to the needs of that category of need as a whole.

Introduction:

Within the jurisdiction as a whole, Black/African American households account for more than half (53.2%) of the cost-burdened households. Within each race/ethnic group, Pacific Islanders are disproportionately cost burdened, as all 85 recorded Pacific Islander households are cost burdened.

Housing Cost Burden

Housing Cost Burden	<=30%	30-50%	>50%	No / negative income (not computed)
Jurisdiction as a whole	98,609	21,827	21,206	2,655
White	52,965	9,078	7,403	994
Black / African American	36,490	10,975	11,939	1,214
Asian	3,089	239	463	235
American Indian, Alaska Native	259	75	4	0
Pacific Islander	0	85	0	0
Hispanic	3,312	837	1,093	123

Table 21 – Greater Need: Housing Cost Burdens AMI

Data Source: 2016-2020 CHAS

Discussion

Almost 30% of the households in the jurisdiction are cost burdened, spending 30% or more of their income on monthly housing costs (Table 21). Within the population, there are more White households (48.1%) than Black/African American households (41.2%), but Black/African Americans account for more than half of the cost-burdened households (53.2%). Within each race/ethnicity, Pacific Islanders are disproportionately cost burdened; although there are only 85 households reported, 100% of these households are cost burdened at 30–50% of Area Median Income (Table 21). Black/African American and Hispanic households are similarly cost burdened, accounting for 38.6% and 36.8% of their respective racial/ethnic groups.

NA-30 Disproportionately Greater Need: Discussion – 91.205(b)(2)

Are there any Income categories in which a racial or ethnic group has disproportionately greater need than the needs of that income category as a whole?

The trends of needs among groups are proportional to the occurrence of these racial groups within each income category. In extremely low- and very low-income groups, Black/African Americans disproportionately represent the greatest occurrence of severe and non-severe housing problems. In moderately low-income households making 80–100% of the Area Median Income, White households disproportionately represent the greatest occurrence of severe and non-severe housing problems. Black/African Americans account for over half (53.2%) of the total households experiencing a housing cost burden—defined as spending 30% or more of their income on housing costs (Table 21). When looking at the proportion of housing problems within each race category Hispanic populations often have the greatest proportion of that race with housing problems. Hispanic population sizes are often underrepresented of the true population, in fact less than 2% of the community needs survey responses were from Hispanic individuals. Hispanic populations are often underrepresented, but even with current data these populations show a great need for housing problems. Hispanics represented less than 2% of the community survey responses, yet they represent almost 7% percent of the East Baton Rouge population.

If they have needs not identified above, what are those needs?

No additional needs have been identified beyond the housing problems described above, including cost burden.

Are any of those racial or ethnic groups located in specific areas or neighborhoods in your community?

Using the 2016–2020 ACS low-to moderate-income percent by census block group and the 2020 Decennial Census racial makeup of each census block group, correlations were tested between race and ethnicity and the prevalence of low- to moderate-income households. Baton Rouge City-Parish has a moderate degree of correlation (0.38) between the population size of Black/African Americans and the prevalence of low- to moderate-income census blocks. There is also a strong negative correlation (-0.53) between White population size and the prevalence of low- to moderate-income households. Weak degrees of correlation were found among other racial or ethnic groups. This suggests a greater likelihood of concentrated housing needs

in neighborhoods that are predominantly Black/African American. Section NA-50 and SP10 presents in further detail the spatial distribution of issues facing certain neighborhoods. Most of the notable neighborhoods are historically Black/African American neighborhoods. Community outreach targeting underrepresented Hispanic populations are needed in the Glen Oaks, Gardere, Villa del Rey, and Sherwood areas.

DRAFT

NA-35 Public Housing – 91.205(b)

Introduction

The East Baton Rouge Parish Housing Authority (EBRPHA) is an independent agency. EBRPHA’s leadership and policy-making are vested in a Board of Commissioners appointed by the City-Parish. The mission of the EBRPHA is to provide and develop affordable housing opportunities for individuals and families while promoting self-sufficiency and neighborhood revitalization. The latest annual report available, 2022–2023, states that 14,730 individuals were in affordable housing and Housing Choice Voucher communities, which represents a 25% increase. There are 2,954 disabled individuals and elderly in affordable housing and housing choice voucher communities, which is a 36% increase. The average income of individuals living in their affordable housing communities is \$10,998, and there are 1,500 property owners who participate in the housing choice program.

Totals in Use

	Program Type								
	Certificate	Mod-Rehab	Public Housing	Vouchers			Special Purpose Voucher		
				Total	Project - based	Tenant - based	Veterans Affairs Supportive Housing	Family Unification Program	Disabled *
# of units vouchers in use	0	4	917	3,125	0	3,088	18	0	0

Table 22 - Public Housing by Program Type

***includes Non-Elderly Disabled, Mainstream One-Year, Mainstream Five-year, and Nursing Home Transition**

Data Source: PIC (PIH Information Center)

Characteristics of Residents

	Program Type							
	Certificate	Mod-Rehab	Public Housing	Vouchers			Special Purpose Voucher	
				Total	Project - based	Tenant - based	Veterans Affairs Supportive Housing	Family Unification Program
Average Annual Income	0	4,666	9,201	11,556	0	11,501	13,534	0
Average length of stay	0	1	4	5	0	5	0	0
Average Household size	0	1	2	2	0	2	1	0
# Homeless at admission	0	0	0	0	0	0	0	0
# of Elderly Program Participants (>62)	0	0	114	310	0	307	2	0
# of Disabled Families	0	2	301	722	0	702	15	0
# of Families requesting accessibility features	0	4	917	3,125	0	3,088	18	0
# of HIV/AIDS program participants	0	0	0	0	0	0	0	0
# of DV victims	0	0	0	0	0	0	0	0

Table 23 – Characteristics of Public Housing Residents by Program Type

Data Source: PIC (PIH Information Center)

Race of Residents

Race	Program Type								
	Certificate	Mod-Rehab	Public Housing	Vouchers			Special Purpose Voucher		
				Total	Project - based	Tenant - based	Veterans Affairs Supportive Housing	Family Unification Program	Disabled *
White	0	0	14	88	0	87	1	0	0
Black/African American	0	4	903	3,034	0	2,998	17	0	0
Asian	0	0	0	3	0	3	0	0	0
American Indian/Alaska Native	0	0	0	0	0	0	0	0	0
Pacific Islander	0	0	0	0	0	0	0	0	0
Other	0	0	0	0	0	0	0	0	0

*includes Non-Elderly Disabled, Mainstream One-Year, Mainstream Five-year, and Nursing Home Transition

Table 24 – Race of Public Housing Residents by Program Type

Data Source: PIC (PIH Information Center)

Ethnicity of Residents

Ethnicity	Program Type								
	Certificate	Mod-Rehab	Public Housing	Vouchers			Special Purpose Voucher		
				Total	Project - based	Tenant - based	Veterans Affairs Supportive Housing	Family Unification Program	Disabled *
Hispanic	0	0	8	21	0	21	0	0	0
Not Hispanic	0	4	909	3,104	0	3,067	18	0	0

***includes Non-Elderly Disabled, Mainstream One-Year, Mainstream Five-year, and Nursing Home Transition**

Table 25 – Ethnicity of Public Housing Residents by Program Type

Data Source: PIC (PIH Information Center)

DRAFT

Section 504 Needs Assessment:

Describe the needs of public housing tenants and applicants on the waiting list for accessible units:

In consultation with the East Baton Rouge Parish Housing Authority, across waiting lists, 97 tenants self-reported as needing mobility-accessible units. This need is concentrated at properties for elderly and non-elderly disabled residents.

Most immediate needs of residents of Public Housing and Housing Choice voucher holders

The most immediate needs are accessible units in the private sector.

How do these needs compare to the housing needs of the population at large

The needs are comparable to those of the population at large.

Discussion

The needs of the public housing sector largely mirror those of the population as a whole. There is an immediate need for accessible units for elderly and disabled individuals. In East Baton Rouge, the elderly make up 15% of the total population, with over a third experiencing disabilities, while persons with disabilities represent 14.5% of the total population overall (ACS 2023).

NA-40 Homeless Needs Assessment – 91.205(c)

Introduction

Feedback from the community and key stakeholders indicates that local homeless shelters frequently operate at full capacity and are often compelled to turn individuals away due to space limitations. These shelters and related services consistently face insufficient funding to adequately address the community's needs.

Population	Estimate the # of persons experiencing homelessness on a given night		Estimate the # experiencing homelessness each year	Estimate the # becoming homeless each year	Estimate the # exiting homelessness each year	Estimate the # of days persons experience homelessness
	Sheltered	Unsheltered				
Persons in Households with Adult(s) and Child(ren)	0	51	0	0	0	0
Persons in Households with Only Children	0	0	0	0	0	0
Persons in Households with Only Adults	117	185	0	0	0	0
Chronically Homeless Individuals	0	0	0	0	0	0
Chronically Homeless Families	0	0	0	0	0	0
Veterans	8	43	0	0	0	0
Unaccompanied Child	2	11	0	0	0	0
Persons with HIV	0	0	0	0	0	0

Current estimates were not available to the OCD. The data presented in this table is pulled over from the 2020-2024 Consolidated Plan.

If data is not available for the categories "number of persons becoming and exiting homelessness each year," and "number of days that persons experience homelessness," describe these categories for each homeless population type (including chronically homeless individuals and families, families with children, veterans and their families, and unaccompanied youth):

Nature and Extent of Homelessness: (Optional)*

Race:	Sheltered:	Unsheltered (optional)
White	619	0
Black or African American	1079	0
Asian	0	0
Native American or Alaska Native	0	0
Pacific Islander	0	0
Ethnicity:	Sheltered:	Unsheltered (optional)
Hispanic	43	0
Not Hispanic	1763	0

* According to the 2024 PIT count data the Baton Rouge region makes up 52% of the state homeless population served under BASCOC. This table presents estimates derived by accounting for 52% of the individuals reported in the 2025-2029 Louisiana Consolidated Plan.

Estimate the number and type of families in need of housing assistance for families with children and the families of veterans.

Although OCD does not have precise data on the number of families with children or veteran families, it is evident that local shelters in the Baton Rouge region are consistently at full capacity. Insights from focus groups and community engagement efforts indicate a persistent shortage of shelter beds and facilities for people experiencing homelessness. The demand for

these services regularly surpasses both the available resources and the funding allocated to meet the need.

Describe the Nature and Extent of Homelessness by Racial and Ethnic Group.

According to the data presented in the previous 2020-2024 Consolidated Plan and included in the above table the homeless facilities are occupied by 2% Hispanic, 36% White, and 62% Black/African American.

Describe the Nature and Extent of Unsheltered and Sheltered Homelessness.

No data is available for unsheltered individuals. The transient nature of these persons makes estimating populations difficult and unreliable.

Discussion:

Although the most recent Point-in-Time data is unavailable for analysis, feedback from the community and key stakeholders indicates that local homeless shelters frequently operate at full capacity and are often compelled to turn individuals away due to space limitations. These shelters and related services consistently face insufficient funding to adequately address the community's needs.

NA-45 Non-Homeless Special Needs Assessment - 91.205 (b, d)

Introduction:

Special needs populations in East Baton Rouge Parish, including the elderly, persons with disabilities, those living with HIV/AIDS, individuals with substance use disorders, and at-risk youth, face significant challenges related to housing and supportive services. The elderly make up 15% of the population, with over one-third experiencing disabilities, while persons with disabilities represent 14.5% of the total population. The Baton Rouge region also has one of the highest HIV diagnosis rates in the country, with over 4,200 people living with HIV, predominantly Black/African American and male, many of whom struggle with poverty, housing instability, and access to care. Substance use disorder is another critical concern, as the region ranks high in drug overdose mortality.

Housing needs for these groups include affordable, accessible units; permanent supportive housing; and tailored services such as case management, transportation assistance, and coordination with medical providers. Stable housing is especially vital for people living with HIV/AIDS in order to maintain treatment adherence and improve health outcomes. Although no formal preference for targeted housing assistance exists, expanding Tenant-Based Rental

Assistance (TBRA) and supportive services could help reduce homelessness and service gaps. Addressing these needs requires integrated housing models and strong collaboration between health, housing, and social service agencies to enhance quality of life and ensure continuity of care for these vulnerable populations.

HOPWA

Current HOPWA formula use:	
Cumulative cases of AIDS reported	5,032
Area incidence of AIDS	~10.2 per 100,000 population
Rate per population	~1.1%
Number of new cases prior year (3 years of data)	2021=185, 2022=179, 2023=168
Rate per population (3 years of data)	~9.8 per 100,000 people (3-year average)
Current HIV surveillance data:	
Number of Persons living with HIC (PLWH)	3,771
Area Prevalence (PLWH per population)	~1.3%
Number of new HIV cases reported last year	168

Table 26 – HOPWA Data

Data CDC HIV Surveillance
Source:

HIV Housing Need (HOPWA Grantees Only)

Type of HOPWA Assistance	Estimates of Unmet Need
Tenant based rental assistance	2,000
Short-term Rent, Mortgage, and Utility	3,000
Facility Based Housing (Permanent, short-term or transitional)	2,500

Table 27 – HIV Housing Need

Data HOPWA CAPER and HOPWA Beneficiary Verification Worksheet
Source:

Describe the characteristics of special needs populations in your community:

HUD defines special needs populations as the elderly, the frail elderly, persons with HIV/AIDS, persons with disabilities, and persons with alcohol or drug addictions. In East Baton Rouge Parish, 15% of the total population is elderly (ACS 2023). Of the elderly population, 36.4% have a disability. Persons with disabilities account for 14.5% of the total population. Persons with disabilities include those with mobility, cognitive, hearing, and self-care difficulties. According to the September 2023 *Louisiana HIV, AIDS, Early Syphilis, and Congenital Syphilis Surveillance Report*

(2023 HIV Report), there were 171 newly diagnosed cases of HIV in the Baton Rouge region. This accounted for 20% of the new diagnoses in the state. Addiction is a prevalent issue in Louisiana, which ranked 5th in the nation for drug overdoses in 2022 (*CDC Drug Overdose Mortality by State*). On a regional scale, the Capital Region ranks 3rd in the state. There is also a significant population of individuals experiencing substance use disorders, though quantifying this group remains difficult due to underreporting.

Community feedback has identified at risk youth ages 16 to 24 as a special needs population. While many of these young people may meet HUD's categorical definitions of being at risk of homelessness, they often face barriers to accessing support services due to factors such as age, lack of credit history, or other eligibility limitations. Some individuals of this group may be transitioning out of institutional settings like foster care or juvenile justice systems, frequently without the support of a stable family or community network. Additionally, many lack the educational background or vocational training needed to secure employment that provides a living wage.

What are the housing and supportive service needs of these populations, and how are these needs determined?

Special needs populations face multiple housing challenges, including:

- A lack of affordable, accessible units for the elderly and disabled
- Limited availability of supportive housing for individuals with mental illness or substance use disorders
- Transportation barriers and insufficient in-home supportive services
- People living with HIV/AIDS often need stable housing in order to maintain treatment adherence
- At risk youths need affordable housing options that are available for individuals under 18 and options that do not place heavy emphasis on credit ratings

These needs are assessed using data from the American Community Survey, the Louisiana Department of Health, local Continuum of Care Point-in-Time counts, and consultation with social service agencies.

Discuss the size and characteristics of the population with HIV/AIDS and their families within the Eligible Metropolitan Statistical Area:

According to the 2023 HIV Surveillance Report, there are 4,210 people in East Baton Rouge Parish living with HIV. The Baton Rouge metropolitan region ranks second in the state for

persons living with HIV or AIDS. In Louisiana, 64% of newly diagnosed HIV cases were among gay, bisexual, and other men who have sex with men (GBM), according to the 2023 HIV Surveillance Report. Of that population, 3% also reported being a person who injected drugs. The population of new HIV cases is relatively young. Of the newly diagnosed HIV cases statewide, 25% were between the ages of 13–24, and an additional 34% were 25–34 years old. As of September 2023, approximately 47% of people in Louisiana living with HIV were GBM. In 2023, 68% of people newly diagnosed with HIV and 69% of people newly diagnosed with AIDS in Louisiana were Black/African American, even though Black/African American residents represent only 32% of the state population. As noted above, many face co-occurring challenges such as poverty, housing instability, and limited access to consistent care. Stable housing remains a critical factor in ensuring treatment adherence and improving health outcomes.

If the PJ will establish a preference for a HOME TBRA activity for persons with a specific category of disabilities (e.g., persons with HIV/AIDS or chronic mental illness), describe their unmet need for housing and services needed to narrow the gap in benefits and services received by such persons. (See 24 CFR 92.209(c)(2) (ii))

While no formal preference has been established, persons with HIV/AIDS face significant housing instability due to low income and stigma-related barriers. The unmet need includes:

- Permanent supportive housing units
- Case management and transportation assistance
- Coordination with medical providers for wrap-around services
- Expanding TBRA or similar vouchers may help reduce the risk of homelessness and improve continuity of care

Discussion:

East Baton Rouge Parish continues to see a persistent need for housing and supportive services among non-homeless special needs populations. Strategic partnerships and cross-sector collaboration are essential to address the needs of people living with HIV/AIDS, the elderly, and persons with disabilities. Data indicates that integrated housing and service delivery models, especially those targeting medical adherence and independent living, are key to narrowing service gaps and improving quality of life.

NA-50 Non-Housing Community Development Needs – 91.215 (f)

Describe the jurisdiction’s need for Public Facilities:

Baton Rouge has used HUD funding, particularly Community Development Block Grant (CDBG) funds, for various public facility projects aimed at improving infrastructure and services in low- and moderate-income neighborhoods. Typically, public facilities in Baton Rouge are funded through a variety of sources, such as property and revenue taxes, bonds, federal and state grants, non-profits, and philanthropic contributions, which are then layered to maximize resources. Through community workshops, focus groups, and stakeholder interviews, there was a recognized need to fund the following public facilities:

- Transportation was raised repeatedly as a barrier to housing, jobs, and services. Comfortable, functional, and accessible bus shelters were identified as critical public facilities to improve access for transit-dependent residents. The need for sidewalks and complete street elements was also identified to encourage pedestrian activity and community connections.
- Construction and expansion of homeless shelters and domestic violence shelter options, as current shelters stay at capacity and more women and children are reported sleeping in vehicles.
- Adaptive re-use of vacant public buildings into affordable housing, mixed-use developments, and small business incubators, particularly those described in the Imagine Plank Road and Scotlandville Community Plans. This need could be paired with the Department of Architectural Services and the East Baton Rouge School District’s facilities and buildings plan.
- More community meeting and co-working spaces.
- Only 200–250 shelter beds are available in Baton Rouge on a given night, but an estimated 1,200 people are experiencing homelessness per month (including both sheltered and unsheltered homelessness). Shelters are especially needed outside the downtown area in high-need neighborhoods. The One Stop Homeless Services Center’s 1st floor operates as a day shelter (not intended for overnight shelter) while the 2nd and 3rd floors were designated for housing units. The housing units on the 2nd and 3rd floors are currently uninhabitable and require renovation prior to coming back online.
- More shaded pavilions, improvements to BREC facilities, and additional neighborhood-scale splash pads are needed to address high heat conditions in low-income areas where utility costs are overburdening residents.

- Improvements to road maintenance on city streets, specifically pothole repairs in low- to moderate-income areas, where a car is one of the most expensive investments for residents. Poor road conditions also contribute to neighborhood decline and lower property values.
- There is a need for recreational activities, youth-centered programs, and accessible employment options for youth. Neighborhoods lacking safe, engaging spaces and meaningful opportunities for youth result in an increased likelihood of juvenile involvement in crime, as there are limited positive alternatives available.

How were these needs determined?

These needs were determined through communication with the public at the two community workshops, the results of the survey, and comments sent to the Baton Rouge Office of Community Development staff and the planning team.

Stakeholders and City-Parish staff who work directly with vulnerable populations were invited to participate in focus groups. These stakeholders included local non-profits, government agencies, residents, and local businesses dedicated to serving vulnerable populations. Vulnerable populations may include people experiencing homelessness, families affected by domestic violence, individuals dealing with addiction and behavioral health issues, households facing food insecurity, economic development leaders, and others.

Describe the jurisdiction’s need for Public Improvements:

Baton Rouge is a large metropolitan capital city with older areas that were developed with grid street patterns and compact development. These areas, while more efficient for providing public services and containing higher density populations, are also prone to aging infrastructure, concentration of poverty, and high needs for public improvements. The needs for public improvements include:

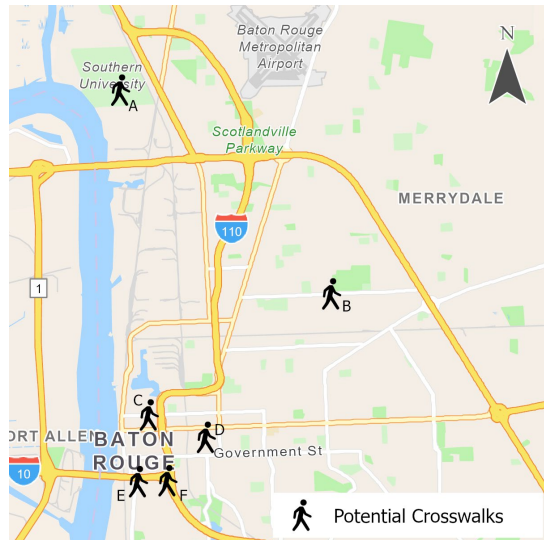
Public safety:

- The removal of condemned and blighted structures was the highest priority identified by the community to improve low- to moderate-income neighborhoods. There are over 5,700 blighted structures and a backlog of 125 condemnations that are ready for removal.
- Lighting and facade improvements

- Increasing police patrols and expanding crime prevention districts which should be aligned with community improvement and small area plans.
- Additional crosswalks, ADA accessible crossing ramps with appropriate signage

How were these needs determined?

These needs were determined by input from the public at two community workshops, survey results, and comments submitted to BROCD staff and the planning team. Stakeholders and City-Parish staff who work directly with vulnerable populations were invited to participate in focus groups. Participants included local nonprofits, government agencies, residents, and businesses committed to supporting neighborhoods and improving quality of life in Baton Rouge.



Label	Street Crossing
A	Swan Ave & Robert Smith Blvd
B	Windbourne Ave & Elm drive
C	North Street & 7th street
D	N 19th St & North Blvd
E	Myrtle Ave & S 10th Street
F	Myrtle Ave & Highland Rd

Crosswalk needs were pulled from the adopted East Baton Rouge Pedestrian and Bicycle Master Plan and were also identified as a priority during several meetings. This list of crosswalk needs is merely a snapshot does not fully capture the broader need for crosswalk improvements in the Baton Rouge area. The Capital Area Transit Authority’s Empower Baton Rouge transit plan is another resource for crosswalk needs.

Describe the jurisdiction’s need for Public Services:

Legal Services

- Domestic violence is a leading driver of homelessness for both women and children. Stakeholders identified a need for legal support services for victims of domestic violence.
- At risk youth are at high risk of homelessness, and targeted support services for individuals ages 16–24 are needed. These services may include housing stability assistance, legal aid for accessing public benefits, help securing personal identification, and support for job readiness.

- To address title issues that contribute to vacancy and blight, legal services are needed to help low-income homeowners clear property titles. Unresolved titles can block access to rehabilitation programs and other housing assistance.

Personnel Expansion

- A community ambassador program is needed to go into low-income neighborhoods, meet people where they are, and bring resources and services to residents, especially older adults and children. Hiring trusted community liaisons or mediators from within the neighborhood serves as a promising violence prevention tool. The Gardere Initiative and its partnership with Burbank Crime Prevention has been successful and could serve as a model for expanding similar efforts in other low-income areas of Baton Rouge with appropriate funding.
- The Department of Development has a significant need for additional personnel to address the backlog of blighted properties and to improve code enforcement through early intervention programs. Tying code enforcement to available home repair programs will require both coordination and additional staffing capacity.

Job Training

- Skilled trades, summer internships, and certificate programs are highly utilized in Baton Rouge and often fill up, leaving unmet needs for low-income residents, especially young people.
- Summer and after-school programs that provide technical skills and certifications to high schoolers have strong support. However, transportation barriers and the work schedules of parents often prevent students from participating. Addressing this gap will require partnering with private transportation providers or arranging summer contracts with school bus drivers.

Pathways to Homeownership

- Soft second mortgages of up to 20% were identified as one of the most effective tools for keeping housing affordable, safe, and accessible. These programs are quickly depleted, highlighting the fact that available funding does not meet demand.
- Down payment assistance for purchasing homes in low-to-moderate-income areas of Baton Rouge was seen as a way to increase homeownership. Mortgages are critically needed in low-income areas for several fundamental reasons tied to housing stability,

economic opportunity, and community development. When down payment and closing cost gaps are addressed, monthly mortgage payments can be comparable to rent.

How were these needs determined?

These needs were determined by input from the public at two community workshops, survey results, and comments sent to BROCD staff and the planning team. Stakeholders and City-Parish staff who work directly with vulnerable populations were invited to participate in focus groups. These stakeholders included local nonprofits, government agencies, residents, and local businesses dedicated to working with neighborhoods and improving the quality of life in Baton Rouge.

Housing Market Analysis

MA-05 Overview

Housing Market Analysis Overview:

The Housing Market Analysis provides a detailed assessment of housing needs in East Baton Rouge Parish, focusing on income-based disparities and housing challenges among various demographic groups. Nearly two-thirds of households earn less than 80% of the Area Median Income (AMI), with these households bearing the brunt of housing problems such as cost burden, overcrowding, and substandard living conditions. Cost burden, defined as households spending more than 30% of income on housing, is the most widespread issue, particularly for extremely low-income renters, who represent 61% of all cost-burdened renter households.

Aging housing stock makes these challenges more difficult to address. Many low-income homeowners need major repairs that exceed the capacity of the HUD-funded Home Rehabilitation Program. The need is especially urgent for elderly residents and single-family households, who often live in deteriorating homes but face long wait times or funding shortages before assistance becomes available. Community input suggests that many repair requests come only after the cost of bringing a home up to code has become prohibitively expensive.

Special needs populations—including the elderly, people with disabilities, survivors of domestic violence, individuals with HIV/AIDS, and at-risk youth—face layered challenges related to housing and support services. These include a shortage of accessible units, limited supportive housing options, and difficulty accessing legal assistance. Community feedback emphasized the importance of housing stability in improving health and social outcomes, particularly for vulnerable groups such as youth aging out of foster care and people with disabilities managing chronic health conditions.

To address homelessness, the parish's Coordinated Entry System uses early intervention strategies and has achieved above-average placement success. A broad range of local agencies, such as Open Health Care Clinic, O'Brien House, and Volunteers of America, offer supportive housing, behavioral health services, legal aid, and job readiness programs. Specialized services also exist for vulnerable subpopulations, including youth, people living with HIV/AIDS, those fleeing domestic violence, and those exiting incarceration. The Housing Market Analysis chapter highlights how these services are integrated to ensure that housing support is paired with essential wraparound services to help clients stabilize and regain independence.

Community feedback pointed to urgent needs such as blight removal, better code enforcement, workforce development, and pathways to homeownership through programs like soft second mortgages. These interventions are essential not just to meet current needs, but to prevent further housing instability and to support long-term neighborhood revitalization.

There are many neighborhoods in Baton Rouge that suffer from an aging housing stock, high cost burdens, and widespread blight, which reduce surrounding property values and perpetuate disinvestment. Specific areas with overlapping issues of blight, crime, and poverty include Gardere, Scotlandville, Brookstown, and Downtown East. These conditions are compounded by racial and economic segregation, with most high-poverty census tracts being majority Black/African American or minority-populated. Home values and rents are significantly lower than the parish average, vacancy rates are higher, and many homes were built before 1980, often requiring costly repairs and updates to meet modern codes. Owner-occupancy rates are low, and housing cost burdens are disproportionately high, particularly among the most economically vulnerable. These market dynamics make it difficult to attract private investment and further entrench cycles of poverty and neighborhood decline.

Despite these challenges, several strategic opportunities and community assets exist. Community centers, public schools, and major institutions like LSU and Southern University are located near these neighborhoods. Programs like MOVEBR are investing over \$1 billion in transportation improvements, prioritizing underserved communities like the Plank Road Corridor. Major infrastructure and economic development efforts, such as a proposed Baton Rouge–New Orleans rail connection and airport area redevelopment, aim to stimulate economic activity in high-need areas.

Broadband access remains another pressing concern. A significant portion of low-income residents lack reliable internet access due to cost, lack of infrastructure, and limited provider competition. This digital divide, especially in the Plank Road area, impedes education, employment, and healthcare access. A 2022 report highlighted the need for increased competition among providers and for investment in broadband infrastructure to address these disparities.

Finally, climate change and natural hazards further threaten the well-being of low- and moderate-income households. Flooding poses significant risks, particularly in older, lower-lying neighborhoods. Heat waves are intensifying, with the summer of 2023 breaking local temperature records and straining the already limited shelter and cooling resources. These climate-related stresses disproportionately impact those with fewer resources to adapt,

prepare, or recover, further highlighting the need for targeted hazard mitigation and resilient infrastructure planning in East Baton Rouge’s most vulnerable communities.

MA-10 Number of Housing Units – 91.210(a)&(b)(2)

Introduction

The housing stock in East Baton Rouge reflects the predominance of single-family detached homes, which account for nearly two-thirds of all residential properties. While multifamily units and mobile homes offer some diversity in housing types, their share remains limited, contributing to gaps in housing availability and affordability. Data from the American Community Survey (2016–2020) and recent program reports point to a growing mismatch between the types of housing available and the needs of the community, particularly low-income households, renters, people with disabilities, and families seeking accessible or supportive housing options. This section provides an overview of the current housing inventory, highlights populations served by federal and local housing programs, and identifies key areas where additional investment and diversification are needed to ensure equitable access to safe and affordable housing.

All residential properties by number of units

Property Type	Number	%
1-unit detached structure	136,195	63%
1-unit, attached structure	5,570	3%
2-4 units	23,425	11%
5-19 units	25,465	12%
20 or more units	23,425	11%
Mobile Home, boat, RV, van, etc	2,634	1%
Total	216,714	100%

Table 28 – Residential Properties by Unit Number

Data 2016-2020 ACS
Source:

Unit Size by Tenure

	Owners		Renters	
	Number	%	Number	%
No bedroom	99	0%	2,485	3%
1 bedroom	1,735	2%	21,795	23%
2 bedrooms	12,470	14%	39,290	41%
3 or more bedrooms	75,745	84%	31,755	33%

	Owners		Renters	
	Number	%	Number	%
Total	90,049	100%	95,325	100%

Table 29 – Unit Size by Tenure

Data 2016-2020 ACS
Source:

Describe the number and targeting (income level/type of family served) of units assisted with federal, state, and local programs.

According to the 2022–2023 *Building Vibrant & Diverse Communities* report, the Affordable Housing and Housing Choice Voucher programs support a total of 162 veterans, 14,730 individuals, 2,954 people with disabilities or older adults, and 4,780 families.

Provide an assessment of units expected to be lost from the affordable housing inventory for any reason, such as expiration of Section 8 contracts.

According to the East Baton Rouge Public Housing Authority, no loss of affordable housing units is anticipated.

Does the availability of housing units meet the needs of the population?

No, the availability of housing units does not meet the needs of the population. Families applying for the Housing Choice Voucher program often face wait times of several years before reaching the top of the list, clear evidence of an inadequate housing supply. There is also a significant shortage of ADA-accessible units for older adults and people with disabilities. Local homeless shelters are consistently at capacity and frequently turn people away due to a lack of available beds. Additionally, housing options for specialized services such as halfway houses and rehabilitation centers are in short supply.

Describe the need for specific types of housing:

Greater accessibility of affordable housing that is independent of rental subsidy is needed, as funding for rental subsidies is limited. There is also a need for increased housing availability in areas of opportunity and for mixed-income developments to help deconcentrate poverty.

Discussion

The dominant housing type in the area is single-family detached homes, which comprise 63% of the total housing stock (136,195 units), according to Table 28. Multifamily housing consisting of buildings with 2–4 units, 5–19 units, and 20 or more units each make up between 11% and 12%

of the total. In contrast, single-unit attached structures, such as townhomes, represent just 3% of the housing inventory, with only 5,570 units. Expanding the supply of single-unit attached housing could offer a more land-efficient way to increase affordable housing options compared to traditional single-family homes.

There is a clear distinction between the types of housing occupied by owners and renters. The vast majority of owner-occupied homes (84%) have three or more bedrooms (Table 29), reflecting a strong preference or need for larger living spaces among homeowners. In contrast, renter-occupied units are more evenly distributed across all unit sizes, with a significant share (41%) in two-bedroom units and 26% in one-bedroom or studio units. This contrast suggests a higher demand for smaller rental units and a continued need for larger homes among owners.

MA-15 Housing Market Analysis: Cost of Housing - 91.210(a)

Introduction

EBR City-Parish suffers from a lack of affordable housing units, especially for extremely low-income households. This shortage has put pressure on programs such as the Housing Choice Voucher program, with wait times often stretching for years. Housing costs in the region have climbed noticeably over the past decade. From 2009 to 2020, the median home value increased by 18 percent (from \$156,400 to \$185,000), while median contract rent rose by 15 percent (from \$650 to \$747). Yet almost 90 percent of renter households still pay under \$1,000 a month, illustrating both a heavy reliance on the lower end of the market and the growing squeeze as prices rise faster than incomes.

Affordability pressures are most acute for households with the lowest earnings. The current stock falls well short of meeting the needs of extremely low-income households (\leq 30% of area median or \$26,200 for a family of four), where just 38 percent of needed rental units exist. Even moderate-income homeowners face shortages. With national home prices having surged far beyond the 18 percent reflected by pre-pandemic data, and with most affordable options concentrated in rentals rather than ownership, the gap between what families earn and what housing costs is widening—signaling an urgent need to preserve and expand low-cost units across all income tiers.

Cost of Housing

	Base Year: 2009	Most Recent Year: 2020	% Change
Median Home Value	156,400	185,000	18%

	Base Year: 2009	Most Recent Year: 2020	% Change
Median Contract Rent	650	747	15%

Table 30 – Cost of Housing

Data Source: 2000 Census (Base Year), 2016-2020 ACS (Most Recent Year)

Rent Paid	Number	%
Less than \$500	37,635	39.5%
\$500-999	47,010	49.3%
\$1,000-1,499	8,329	8.7%
\$1,500-1,999	1,540	1.6%
\$2,000 or more	765	0.8%
Total	95,279	100.0%

Table 31 - Rent Paid

Data 2016-2020 ACS
Source:

Housing Affordability

Number of Units affordable to Households earning	Renter	Owner
30% HAMFI	20,075	No Data
50% HAMFI	50,370	18,334
80% HAMFI	78,575	37,063
100% HAMFI	No Data	44,448
Total	149,020	99,845

Table 32 – Housing Affordability

Data 2016-2020 CHAS
Source:

Monthly Rent

Monthly Rent (\$)	Efficiency (no bedroom)	1 Bedroom	2 Bedroom	3 Bedroom	4 Bedroom
Fair Market Rent	859	876	1,005	1,266	1,644
High HOME Rent	719	849	981	1,230	1,353
Low HOME Rent	655	701	842	972	1,085

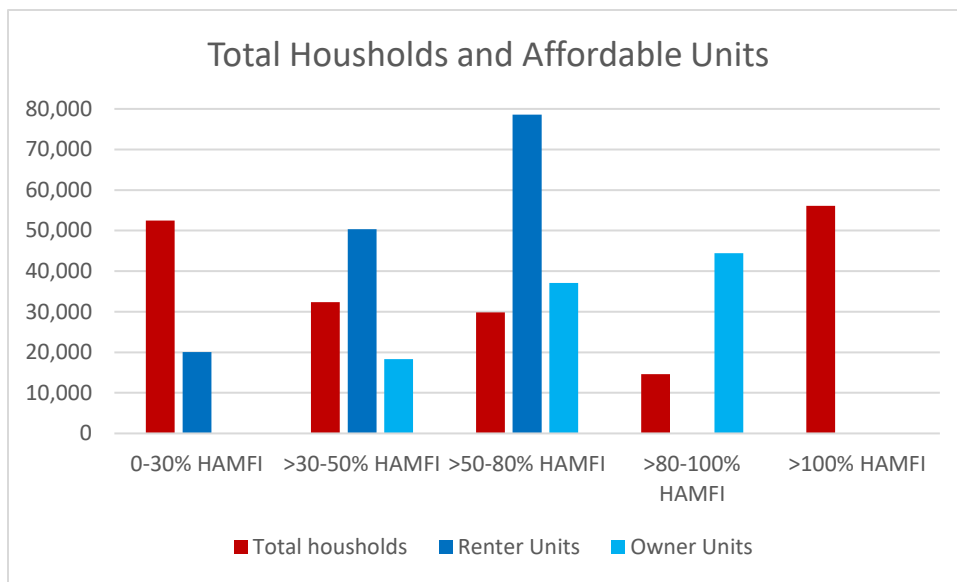
Table 33 – Monthly Rent

Data HUD FMR and HOME Rents
Source:

Is there sufficient housing for households at all income levels?

No, families applying for the Housing Choice Voucher program can expect to wait many years on the waiting list before receiving assistance. This extended wait time is clear evidence that the availability of housing units does not meet the needs of the population.

Based on the total number of households for each income group provided in Table 6 and the number of affordable units shown in Table 32, there are collectively enough affordable units available for all income groups except the extremely low-income group, defined as households earning 30% or less of the area median income. In the extremely low-income group, there are only enough rental units for 38% of total households. In the other income categories, although there are more units than households, most of these are rental rather than owner-occupied units. In the 30–50% HAMFI income group, there are enough rental units, but only about half as many owner units available as there are households in that group.



How is affordability of housing likely to change considering changes to home values and/or rents?

The median home value rose 18% from 2005 to 2020 (Table 30). The data provided in this table is based on the latest American Community Survey data from 2016 to 2020. During the COVID-19 pandemic, home prices soared. The Joint Center for Housing Studies at Harvard University noted that nationally, home prices grew by 43% between 2019 and 2022, while incomes only grew by 7% during that same period. This suggests that the actual change was much higher than the 18% reported in Table 30. Without an influx of additional units, finding

affordable homes for low- to moderate-income households will become an even greater challenge as prices increase and supply cannot meet demand. This is especially true for extremely low-income households, where a lack of affordable housing units is already apparent.

How do HOME rents / Fair Market Rent compare to Area Median Rent? How might this impact your strategy to produce or preserve affordable housing?

The median contract rent is \$747 (Table 30). Based on the HOME rent rates provided in Table 33, only efficiency (studio/no-bedroom) units and some one-bedroom units fall below the median contract rent. In fact, the high end of the one-bedroom HOME rent range is \$849, which is over \$100 higher than the median contract rent. The low HOME rent for any unit larger than one bedroom is still above the median contract rent.

Discussion

A home is often the largest asset a household will invest in. As the home appreciates, it can build equity and long-term wealth and be passed to the next generation to build generational wealth. However, in areas with little home value appreciation, unstable market conditions, or high maintenance costs, homes may not build value and they may even lose value. A lack of available affordable units decreases opportunities for low- to moderate-income households to escape poverty. In the 30–50% HAMFI group, there are only enough owner units for 57% of the total households in that income group. The shortage of affordable units available for extremely low-income households puts undue pressure on affordable housing programs such as the Housing Choice Voucher program, where participants can expect to remain on the waitlist for years. The rising housing costs that occurred during the pandemic have further intensified the affordability crisis. East Baton Rouge City-Parish faces a lack of affordable housing options, especially for low- to moderate-income households. The majority of “surplus” units at 50–80% HAMFI are rentals rather than ownership opportunities. The supply of homes available for purchase by moderate-income families falls far short of demand, with just 18,334 affordable units compared to more than 37,000 renter households in that income bracket, creating a bottleneck that stalls the shift to homeownership and limits wealth-building potential.

HOME-assisted rents offer deeper discounts in efficiency and some one-bedroom units, but exceed the median when two or more bedrooms are required, precisely the unit sizes most family households need. With supply constrained, population stable, and construction costs rising, the default scenario is the further erosion of affordability.

MA-20 Housing Market Analysis: Condition of Housing – 91.210(a)

Introduction

East Baton Rouge Parish has an aging housing stock, with 44% of occupied units built before 1980 (ACS 2023 Physical Housing Characteristics for Occupied Housing Units). Research shows that children from low-income households are more likely to be exposed to lead-based paint hazards. This underscores the importance of addressing lead-based paint within the local community, especially if children ages 6 and younger reside within the property. The need for programs such as the Home Rehabilitation Program remains high. The City-Parish limits the program’s scope of work to best serve the community with the limited funding available.

Describe the jurisdiction's definition of "standard condition" and "substandard condition but suitable for rehabilitation":

The jurisdiction follows HUD guidance for defining "standard condition" and “substandard condition but suitable for rehabilitation.”

Standard Condition: A unit in standard condition is one that is decent, safe, and sanitary, meeting local codes and HUD Housing Quality Standards (HQS) without the need for significant repairs. These units are considered fully habitable as-is.

Substandard Condition but suitable for rehabilitation does not currently meet those standards but can be brought into compliance through rehabilitation. HUD requires that such rehabilitation be both physically feasible and cost-effective, meaning the home is not beyond repair, and the cost to bring it up to standard is reasonable.

Condition of Units

Condition of Units	Owner-Occupied		Renter-Occupied	
	Number	%	Number	%
With one selected Condition	13,270	15%	40,305	42%
With two selected Conditions	1,475	2%	4,085	4%
With three selected Conditions	19	0%	105	0%
With four selected Conditions	0	0%	0	0%
No selected Conditions	75,170	83%	50,840	53%
Total	89,934	100%	95,335	99%

Table 34 - Condition of Units

Data 2016-2020 ACS
Source:

Year Unit Built

Year Unit Built	Owner-Occupied		Renter-Occupied	
	Number	%	Number	%
2000 or later	6,279	7%	18,250	19%
1980-1999	9,144	10%	16,930	18%
1950-1979	62,765	70%	52,700	55%
Before 1950	11,855	13%	7,430	8%
Total	90,043	100%	95,310	100%

Table 35 – Year Unit Built

Data 2016-2020 CHAS
Source:

Risk of Lead-Based Paint Hazard

Risk of Lead-Based Paint Hazard	Owner-Occupied		Renter-Occupied	
	Number	%	Number	%
Total Number of Units Built Before 1980.	74,620	82.9	60,130	63.1
Housing units built before 1980 with children present	-	-	-	-

Table 36 – Risk of Lead-Based Paint

Data 2016-2020 ACS (Total Units) 2016-2020 CHAS (Units with Children present)
Source:

Risk of Lead-Based Pain Hazard	Owner-Occupied		Renter-Occupied	
	Number	%	Number	%
Housing units built before 1980 with children present*	21,266	28.5	16,355	27.2

The estimated number of housing units built in 1980 or earlier with children present was not provided in the 2016–2020 CHAS data. An alternative estimate is provided using the percentage of the general population with children present and the total number of pre-1980 units from the 2016–2020 ACS. According to the 2023 ACS 5-year estimates, 28.5% of owner-occupied and 27.2% of renter-occupied housing units in East Baton Rouge Parish have related children under 18 living in the home. This number is an underrepresentation of the true percentage of households with children, as it only accounts for related children.

Vacant Units

	Suitable for Rehabilitation	Not Suitable for Rehabilitation	Total
Vacant Units			
Abandoned Vacant Units			
REO Properties			
Abandoned REO Properties			

Table 37 - Vacant Units

Need for Owner and Rental Rehabilitation

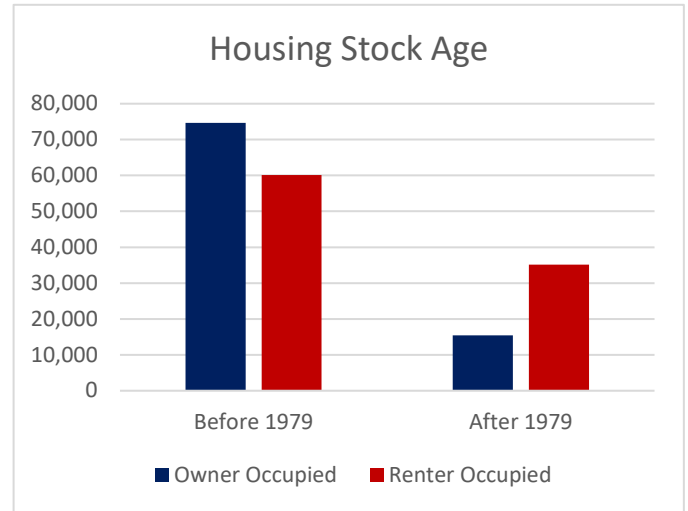
Baton Rouge has an aging housing stock and a large portion of low- to moderate-income households. Programs such as the Homeowner Repair Program cannot keep up with demand. Baton Rouge also suffers from a high prevalence of blighted homes. Many of the program applications received are for older homes in such poor condition that the cost to rehabilitate them exceeds what the program can fund. The program gives special consideration to seniors over the age of 62, families with children, and people with disabilities. With Baton Rouge’s aging housing stock, the demand for this program exceeds what available funds can support.

Estimated Number of Housing Units Occupied by Low- or Moderate-Income Families with LBP Hazards

The American Community Survey (2016–2020) estimates that 44% of occupied housing units were built before 1980. This represents a total of 76,203 occupied housing units that may be contaminated with lead-based paint. There is a moderate positive correlation ($r = 0.33$) between the prevalence of low- to moderate-income households and the percentage of homes built prior to 1979 by census tract (Pearson method, ACS Physical Housing Characteristics, HUD LMI by Census Tract). This suggests that while there is variation across the parish, low- to moderate-income households are at a greater risk of lead-based paint exposure in both their homes and neighborhoods. According to the CHAS data provided in Table 35, the percentage of homes built prior to 1980 is even greater than the estimates reported by ACS. According to Table 35, approximately 73% of the homes in EBR were built prior to 1980. While the exact number of low- to moderate-income households with lead-based paint hazards cannot be determined, research supports that children from low-income households are at greater risk of lead exposure (CDC 2024).

Discussion

Baton Rouge’s aging housing stock puts pressure on programs such as the Home Rehabilitation Program. With 82.9% of owner-occupied homes and 63.1% of renter-occupied homes built before 1980, the risk for lead-based exposure is high, especially among vulnerable populations such as children from low- to moderate-income families (Table 35).



MA-25 Public and Assisted Housing – 91.210(b)

Introduction

The East Baton Rouge Parish Housing Authority (EBRPHA) is an independent agency. Its leadership and policymaking authority rests with a Board of Commissioners appointed by the City-Parish. The mission of the EBRPHA is to provide and develop affordable housing opportunities for individuals and families while promoting self-sufficiency and neighborhood revitalization.

Totals Number of Units

	Program Type								
	Certificate	Mod-Rehab	Public Housing	Vouchers					
				Total	Project-based	Tenant-based	Special Purpose Voucher		
							Veterans Affairs Supportive Housing	Family Unification Program	Disabled *
# of units vouchers available	0	4	1,184	3,716	0	3,716	0	741	0
# of accessible units									
*includes Non-Elderly Disabled, Mainstream One-Year, Mainstream Five-year, and Nursing Home Transition									

Table 38 – Total Number of Units by Program Type

Data PIC (PIH Information Center)

Source:

Describe the supply of public housing developments:

The East Baton Rouge Parish Housing Authority maintains 846 units across 11 public housing communities throughout the parish. Six of these communities are privately managed.

Describe the number and physical condition of public housing units in the jurisdiction, including those that are participating in an approved Public Housing Agency Plan:

The public housing communities were initially developed in the 1940s and 1970s and lack some of the modern landscaping, amenities, and design elements that support a higher quality of life. While well-maintained, the properties have increasing capital needs that are not fully funded by the government.

Public Housing Condition

Public Housing Development	Average Inspection Score
AMP-1 Monte Sano, Wood Plaza, Scotland, Clarksdale	96
AMP-2 Zion Terrace, Kelly Terrace	96
AMP-3 Turner Plaza	92
AMP-4 Ardenwood, Capital Square, Duane Street,	95
AMP-5 Sharlo Terrace	96
AMP-9 River South 2	98

Table 39 - Public Housing Condition

Describe the restoration and revitalization needs of public housing units in the jurisdiction:

The East Baton Rouge Parish Housing Authority has a rolling 5-Year Capital Fund Plan that includes infrastructure projects such as roofing, plumbing, exterior lighting, security cameras, pavement, HVAC replacement, and the development of replacement housing.

Describe the public housing agency's strategy for improving the living environment of low- and moderate-income families residing in public housing:

The Housing Authority's strategy is to leverage private and public funds for the development of new affordable housing. The agency is pursuing a portfolio-wide conversion of all public housing communities through RAD, Section 32, Section 18, and other initiatives.

The Ardenwood Village community is a strong example of this strategy. Ardenwood is in the final phases of a Choice Neighborhood Initiative Implementation Grant to transform 93 public housing units into a new 432-unit mixed-income community that serves as an anchor for the transformation of the Smiley Heights and Melrose East neighborhoods.

Discussion:

The EBRPHA is an independent agency. Its leadership and policymaking authority rests with a Board of Commissioners who are appointed by the City-Parish. The agency maintains over 800 units across EBR Parish. EBRPHA regularly maintains high scores on public housing inspections. While the properties perform well on inspections, the bulk of the developments were built between the 1940s and 1970s, so they lack modern amenities and require significant capital improvements. EBRPHA has developed a 5-Year Capital Fund Plan to address these needs.

MA-30 Homeless Facilities and Services – 91.210(c)

Introduction

Of the ~1,200 people experiencing homelessness at any given time in Louisiana, about 350 meet the criteria for chronic homelessness, meaning they’ve been unhoused for over a year and have a disability (mental, physical, or substance-related). The parish’s Coordinated Entry System has achieved a housing placement success rate double the national average through “light-touch” interventions like diversion and problem-solving.

Facilities and Housing Targeted to Homeless Households

	Emergency Shelter Beds		Transitional Housing Beds	Permanent Supportive Housing Beds	
	Year Round Beds (Current & New)	Voucher / Seasonal / Overflow Beds	Current & New	Current & New	Under Development
Households with Adult(s) and Child(ren)	49	10	13	110	0
Households with Only Adults	99	5	262	182	0
Chronically Homeless Households	0	5	0	0	0
Veterans	0	0	0	0	0
Unaccompanied Youth	12	0	5	5	0

Table 40 - Facilities and Housing Targeted to Homeless Households*

*Current bed counts were not available to the OCD, the numbers presented in chart 40 are from the 2020-2024 Baton Rouge Consolidated Plan.

Describe mainstream services, such as health, mental health, and employment services to the extent those services are used to complement services targeted to homeless persons+

The Louisiana Balance of State Continuum of Care (LA BOSCO), which is the homelessness coalition that serves EBRP, has member agencies and partnerships with agencies that provide mainstream services that complement homelessness services. All LA BOSCO funded projects are monitored to ensure that they connect participants with necessary supportive services:

- Open Healthcare Clinic: In addition to operating two Continuum of Care (CoC) housing projects, they operate Federally Qualified Health Centers throughout the city/parish, including one in the One Stop day shelter.
- O'Brien House: Operates a CoC housing project and provides behavioral health services to people experiencing housing instability
- Capital Area Human Services District: Operates a Certified Community Behavioral Health Center that ensures access to behavioral healthcare for un/underinsured individuals, including those experiencing homelessness.
- Southeast Louisiana Legal Services: Has a service site at One Stop day shelter and provides legal aid to people experiencing homelessness as needed.
- Christian Outreach Center: Provides job readiness courses and assistance acquiring documents like IDs or birth certificates
- East Baton Rouge Parish Library: Operates a career center that helps complete applications, resumes, prepare for interviews, and develop job search strategies.

The list below includes other local homeless services providers that are not funded by the Baton Rouge Region CoC program:

- VA: Provides a variety of housing programs to veterans experiencing homelessness, specifically VASH, as well as health services.
- Catholic Charities: Operates a shelter for pregnant adults experiencing homelessness and a shelter for people exiting incarceration
- Empower225: Provides housing-focused street outreach for youth and operates a group home for youth experiencing homelessness or exiting the child welfare system.

- Salvation Army: Provides temporary shelter for people experiencing homelessness and substance abuse residential programs.
- The Bridge Center for Hope: Provides crisis care for adults and referrals for longer-term care.
- Christian Outreach Center: Assists with document readiness and provides job readiness training.

List and describe services and facilities that meet the needs of homeless persons, particularly chronically homeless individuals and families, families with children, veterans and their families, and unaccompanied youth. If the services and facilities are listed on screen SP-40 Institutional Delivery Structure or screen MA-35 Special Needs Facilities and Services, describe how these facilities and services specifically address the needs of these populations.

The list below includes all CoC Program funded projects in Baton Rouge. Note that all rental assistance projects are paired with supportive services.

- Easterseals: Provides medium-term (up to 24 months) rental assistance and long-term rental assistance/supportive services to people experiencing chronic homelessness.
- Open Healthcare Clinic: Provides long-term rental assistance to people experiencing chronic homelessness who are diagnosed with HIV/AIDS in addition to operating FQHCs, including one at the One Stop day shelter.
- Louisiana Coalition Against Domestic Violence via IRIS: Provides shelter and medium-term rental assistance to people experiencing homelessness as a result of attempting to flee domestic violence.
- Louisiana Housing Corporation: Provides medium-term rental assistance to people experiencing homelessness. It also serves as the CoC Lead Agency and Collaborative Applicant for the LA BOSCOG, which covers Baton Rouge and other areas of the state.
- O'Brien House: Provides substance use treatment for people experiencing housing instability and long-term rental assistance to people experiencing homelessness.
- Start Corporation: Provides housing-focused street outreach, assertive community treatment and other behavioral health services, medium-term rental assistance, and long-term rental assistance for people experiencing chronic homelessness. This includes families with children and veterans.

- Volunteers of America South Central Louisiana: Provides housing-focused street outreach, long-term rental assistance for people experiencing chronic homelessness, and operates the One Stop day shelter. They also provide behavioral health and homelessness prevention services.
- St. Vincent de Paul: Operates emergency shelters, including for women and families, as well as providing long-term rental assistance for people experiencing chronic homelessness.
- Youth Oasis: Youth-focused organization that operates transitional housing and medium-term rental assistance, a group home for young parents, and limited emergency shelter for youth.

MA-35 Special Needs Facilities and Services – 91.210(d)

Introduction

Addressing the housing and support service needs of special needs populations in the Baton Rouge region remains a critical priority. The Public Housing Authority has identified a significant shortage of accessible housing units, particularly for the elderly and individuals with disabilities. Additionally, Baton Rouge is home to a substantial population of individuals living with HIV/AIDS, which contributes to ongoing demand for targeted support services. The region also faces a growing need for both outpatient and inpatient rehabilitation services. Furthermore, support for at-risk youth continues to be a pressing concern, especially for older teens who often fall through the gaps in existing service programs due to age-based eligibility restrictions.

HOPWA Assistance Baseline Table

Type of HOWA Assistance	Number of Units Designated or Available for People with HIV/AIDS and their families
TBRA	90
PH in Facilities	10
STRMU	526
ST or TH Facilities	0
PH Placement	18

Table 41– HOPWA Assistance Baseline

Data HOPWA CAPER and HOPWA Beneficiary Verification Worksheet

Source:

Including the elderly, frail elderly, persons with disabilities (mental, physical, developmental), persons with alcohol or other drug addictions, persons with

HIV/AIDS and their families, public housing residents and any other categories the jurisdiction may specify, and describe their supportive housing needs

Supportive housing needs vary for each special needs population. Some of the housing support services needed for these populations are listed below.

Elderly and individuals with disabilities:

- Accessible and affordable housing units
- In-home support services such as personal care aides, home health services, and home maintenance assistance
- On-site or mobile service coordinators to assist with benefits, appointments, and transportation

Persons living with HIV/AIDS:

- Affordable housing units or housing payment assistance
- Housing near medical care centers
- Case management services to help individuals access assistance

Persons requiring mental health and rehabilitation services:

- Case management services to help individuals navigate available resources such as medical follow-ups, recovery services, job training, and peer support
- Sober living homes and transitional housing
- Reentry housing options for individuals returning from institutional settings with a history of substance use or mental health issues

At risk youth:

- Supervised transitional housing for youth aging out of foster care or youth aged 16–17 when Child Protective Services does not have available placement options
- Programs focused on preparing youth for independent living
- Emergency shelters and host homes
- Group homes that offer support services to youth
- Case management to help youth navigate housing, medical, legal, and educational issues

Across all these populations, the quality and quantity of housing units, especially accessible units, are insufficient to meet current demand, particularly given Baton Rouge’s aging housing stock.

Describe programs for ensuring that persons returning from mental and physical health institutions receive appropriate supportive housing

East Baton Rouge offers multiple programs to support individuals returning from mental and physical health institutions with housing and related services. Key programs include:

1. The Bridge Center for Hope provides crisis care services to the Capital Region. It is available 24/7, serving individuals aged 18 or older. The Bridge Center provides post-discharge navigation assistance to help link patients to ongoing outpatient services and appropriate community resources.
2. Capital Area Human Services District (CAHS) provides adult behavioral health, adolescent health, addiction recovery, care coordination, post-incarceration services, and supportive services. CAHS also offers short-term residential addiction recovery services and discharge planning support.
3. START provides permanent supportive housing, community-based recovery services, and assertive community treatment.
4. Volunteers of America Greater Baton Rouge provides behavioral health, homelessness prevention, disability, senior, and housing services.
5. St. Vincent de Paul offers transitional housing, supportive services, and referrals to permanent housing resources.

Numerous nonprofit organizations and agencies across the Capital Region offer additional supportive services. In addition, hospitals are required by Louisiana law to provide discharge planning services when releasing patients. However, one of the greatest challenges in effective discharge planning is the limited availability of shelter beds and affordable housing units. Regional shelters consistently operate at capacity and are unable to meet the demand for housing support.

For entitlement/consortia grantees: Specify the activities that the jurisdiction plans to undertake during the next year to address the housing and supportive services needs identified in accordance with 91.215(e) with respect to persons who are not homeless but have other special needs. Link to one-year goals. (91.220(2))

To address the housing and supportive service needs of non-homeless special needs populations, the jurisdiction will continue investing in programs that support elderly residents, individuals with disabilities, people living with HIV/AIDS, and youth aging out of foster care.

These efforts include partnerships with local service providers that deliver case management, transitional housing, accessibility upgrades, and health-related support services. The jurisdiction will also continue to coordinate with agencies such as the Capital Area Human Services District and Volunteers of America to ensure services remain responsive to the needs of these populations. These activities align with the one-year goals identified in the Annual Action Plan, specifically Goal #2: Preserve and Improve Existing Housing Stock, Goal #3: Expand Housing and Supportive Services for Special Needs Populations, and Goal #5: Provide Public Services for Low- to Moderate-Income Residents.

MA-40 Barriers to Affordable Housing – 91.210(e)

Negative Effects of Public Policies on Affordable Housing and Residential Investment

There are several public policies that negatively affect affordable housing and residential investment in Baton Rouge. At the 2022 East Baton Rouge Housing Summit, community members and stakeholders had the opportunity to provide input, and numerous policies were identified. These include:

Zoning and Land Use Policies

Restrictive zoning laws: Baton Rouge uses single-family zoning, which prohibits the development of multi-family housing, townhomes, or accessory dwelling units in higher-income areas of the city. Single-family zoning accounts for approximately 36% of the parish’s zoned area. These zoning laws restrict density, limit affordable housing choice, and increase per-unit development costs in the parish.

Minimum lot sizes & parking requirements: Minimum lot sizes can restrict density and require more infrastructure to develop. This increases the cost of land per unit and discourages affordable, infill, or small-scale developments.

Complex permitting and approval processes: East Baton Rouge has a notoriously complex permitting process and inconsistent approval outcomes, which deter investment and delay housing projects.

Negative effects on construction material: While the cost of construction materials is primarily market-driven, local policy barriers, such as restrictive zoning, lengthy permitting processes, and a lack of development incentives, amplify the cost burden, making affordable housing projects less financially viable.

Limited or Inconsistent Use of Tax Incentive Policies

Programs like the Restoration Tax Abatement, Low-Income Housing Tax Credits, and state and federal historic tax credits are difficult to access, and smaller developers often lack the capacity to participate in them.

Each incentive program has a separate application process, public hearing requirements, and timelines, making coordination among these policies difficult.

Incentive programs still require upfront housing costs to be paid, which are later reimbursed through credits. This is not feasible for smaller developers who lack access to capital.

Blight, Adjudicated Properties, and Vacant Building Policies

Blight: The decades-long concentration of blight in large swaths of the city has not been properly or efficiently addressed through local or state policy. This has resulted in blighted and vacant buildings disproportionately affecting low-income areas and contributing to a poor tax base and lowered property values. Local data estimates there are over 5,000 blighted properties in the parish. Buildings and properties can become blighted when they are adjudicated.

Adjudicated Properties: If an owner does not pay property taxes in East Baton Rouge, the property can go through a tax sale or become adjudicated. Adjudicated properties are those whose ownership is in limbo, with the government body holding claim but not full ownership. The parish cannot legally fix, sell, or demolish these properties in a timely manner as they must go through a legal process to clear the title or transfer it, a process that can take years. Adjudicated properties are often vacant buildings.

Vacant Buildings: Vacant buildings in the parish are often blighted and/or adjudicated properties with no legal owner. The parish lacks a vacant, out-of-town, or negligent owner policy, which contributes to the lack of accountability for property owners who do not maintain their properties. When there is no legal owner, the owner is out of town, or the owner is no longer receiving rent due to lack of maintenance, these sites sit vacant and deteriorate, adding to blight.

Disaster and Insurance Policies

High property insurance costs are affecting affordable housing rehabilitation and construction. Recurring hurricanes and flooding have caused insurance premiums in Baton Rouge to be among the highest in the U.S. adding to housing costs and deterring investment.

With many insurance companies no longer writing policies in Louisiana, there is limited choice or flexibility for consumers. This makes the state policy of last resort the only option for many, often the highest-cost of all insurance policies.

MA-45 Non-Housing Community Development Assets – 91.215 (f)

Introduction

Non-housing community development assets are vital to residents of Baton Rouge—in breaking cycles of poverty and promoting long-term stability. Investments in community assets such as business incubators, commercial corridors, and small business support centers help stimulate local economic growth. Infrastructure that supports access to these assets, such as transportation enhancements, community centers, and free Wi-Fi hubs, is equally important. Using data and summary research, this section provides an overview of the economic and workforce conditions present in Baton Rouge, with a focus on non-housing community development assets.

Economic Development Market Analysis

Business Activity

Business by Sector	Number of Workers	Number of Jobs	Share of Workers %	Share of Jobs %	Jobs less workers %
Agriculture, Mining, Oil & Gas Extraction	1,862	750	0.3	0.4	0.1
Arts, Entertainment, & Recreation, Accommodations & Food Services	23,329	19,653	9.5	10.6	1.1
Construction	15,825	29,018	14	15.6	1.6
Education Services, Health Care and Social Assistance	54,862	40,389	19.5	21.8	2.3
Finance, Insurance, and Real Estate	12,470	12,510	6.1	6.7	0.6
Information	4,378	4,657	2.3	2.5	0.2
Manufacturing	17,078	12,687	6.1	6.8	0.7
Other Services	10,415	6,445	3.1	3.5	0.4

Business by Sector	Number of Workers	Number of Jobs	Share of Workers %	Share of Jobs %	Jobs less workers %
Professional, Scientific, Management Services	22,569	17,923	8.7	9.7	1
Public Administration	12,956	0	0	0	0
Retail Trade	25,324	23,920	11.6	12.9	1.3
Transportation & Warehousing, and Utilities	9,949	8,508	4.1	4.6	0.5
Wholesale Trade	4,318	9,155	4.4	4.9	0.5
Grand Total	215,335	185,615			

Table 42 - Business Activity

Data 2016-2020 ACS (Workers), [2020 Longitudinal Employer-Household Dynamics \(Jobs\)](#)

Source:

Labor Force

Total Population in the Civilian Labor Force	230,911
Civilian Employed Population 16 years and over	215,335
Unemployment Rate	4.3
Unemployment Rate for Ages 16-24	14.2%
Unemployment Rate for Ages 25-65	5.5%

Table 43 - Labor Force

Data 2016-2020 ACS

Source:

Occupations by Sector	Number of People
Management, business and financial	30,982
Farming, fisheries and forestry occupations	334
Service	38,535
Sales and office	47,399
Construction, extraction, maintenance and repair	16,969
Production, transportation and material moving	25,453

Table 44 – Occupations by Sector

Data 2016-2020 ACS

Source:

Travel Time

Travel Time	Number	Percentage
< 30 Minutes	133,981	69.3
30-59 Minutes	49,025	25.4
60 or More Minutes	10,333	5.3
Total	193,339	100%

Table 45 - Travel Time

Data 2016-2020 ACS

Source:

Education:

Educational Attainment by Employment Status (Population 16 and Older)

Educational Attainment	In Labor Force		Not in Labor Force
	Civilian Employed	Unemployed	
Less than high school graduate	3,487	1,198	5,012
High school graduate (includes equivalency)	15,234	2,034	12,045
Some college or Associate's degree	18,045	1,789	10,523
Bachelor's degree or higher	22,512	897	6,034

Table 46 - Educational Attainment by Employment Status

Data 2016-2020 ACS
Source:

Educational Attainment by Age

	Age				
	18-24 yrs	25-34 yrs	35-44 yrs	45-65 yrs	65+ yrs
Less than 9th grade	282	734	872	1,469	595
9th to 12th grade, no diploma	1,246	1,272	1,067	1,995	836
High school graduate, GED, or alternative	5,545	3,912	3,109	6,435	3,415
Some college, no degree	10,551	2,684	1,963	4,110	2,616
Associate's degree	13	802	974	1,306	264
Bachelor's degree	2,140	3,937	1,859	4,022	2,579
Graduate or professional degree	23	1,811	2,078	2,790	2,770

Table 47 - Educational Attainment by Age

Data 2016-2020 ACS
Source:

Educational Attainment – Median Earnings in the Past 12 Months

Educational Attainment	Median Earnings in the Past 12 Months
Less than high school graduate	\$18,288
High school graduate (includes equivalency)	\$25,923
Some college or Associate's degree	\$31,098
Bachelor's degree	\$50,528
Graduate or professional degree	\$59,277

Table 48 – Median Earnings in the Past 12 Months

Data 2016-2020 ACS
Source:

Based on the Business Activity table above, what are the major employment sectors within your jurisdiction?

The top six major employment sectors in Baton Rouge, as indicated by the percentage of jobs within the Business Activity table, are:

1. Education Services, Health Care, and Social Assistance (21.8%)
2. Construction (15.6%)
3. Retail Trade (12.9%)
4. Arts, Entertainment & Recreation, Accommodations & Food Services (10.6%)
5. Professional, Scientific, Management Services (9.7%)
6. Manufacturing (6.8%)

Describe the workforce and infrastructure needs of the business community:

The Baton Rouge Area Chamber's 2022 *Economic Outlook Report* identified the top needs of the business community through a survey distributed to local businesses. The major obstacles for business include:

- Workforce issues (30%)
- Crime rate (19%)
- Traffic (8%)
- Regulatory restrictions, Material costs, Lack of good public schools/costs of private school tuition (each at 7%)

Within the Economic Development element of *FUTUREBR*, the 2023 comprehensive plan, workforce issues, such as recruiting and retaining talent, are identified as ongoing challenges tied to broader quality-of-life factors. These factors include public safety, low-performing public schools, blight, and transportation challenges for residents without access to a car. *FUTUREBR* outlines four goals associated with economic development:

1. Develop, cultivate and retain talent
2. Support private sector business development
3. Support employers in key geographic areas
4. Connect education and training institutions with private and public sectors

Describe any major changes that may have an economic impact, such as planned local or regional public or private sector investments or initiatives that have

affected or may affect job and business growth opportunities during the planning period. Describe any needs for workforce development, business support or infrastructure these changes may create.

The recent incorporation of the City of St. George, with a population of approximately 86,000, is expected to have a significant economic impact in the Baton Rouge area, especially concerning municipal governance, public education, and tax revenue distribution. The new City of St. George encompasses a high-income, high-sales-tax-generating area of East Baton Rouge Parish, with estimates indicating a potential \$50 million loss of sales tax revenue for East Baton Rouge Parish. This loss of revenue could result in a budget shortfall for the City-Parish, potentially affecting public services, infrastructure maintenance, and law enforcement.

While East Baton Rouge would no longer be responsible for providing services like police, fire protection, and sanitation in the St. George area, it would also lose the tax base that helps fund those services. Restructuring and reassessing city-parish operations is underway, with an emphasis on modernization and the use of public-private partnerships to streamline services and improve cost efficiency. The split is also expected to contribute to greater regional inequality, with wealthier residents in St. George separating from the more socioeconomically diverse core of Baton Rouge.

As East Baton Rouge cedes a significant portion of its commercial base to St. George, it may impact the ability to attract new businesses to Baton Rouge. This major change to the economic landscape highlights several emerging needs:

- State and federal investments in business incentives
- Workforce upskilling and job creation programs
- Entrepreneurship and small business support, especially in low-income areas

Other major economic initiatives include the MOVEBR transportation infrastructure investment. Initiated in 2019, MOVEBR is a \$1.2 billion transportation and infrastructure improvement program funded by a ½-cent sales tax approved by East Baton Rouge Parish voters. The program encompasses over 100 projects designed to alleviate traffic congestion, enhance road safety, and improve mobility for motorists, cyclists, and pedestrians. As of March 2024, MOVEBR has infused more than \$49 million into small businesses, with 27.4% of program dollars committed to minority-, women-, and veteran-owned businesses.

Approximately 90% of MOVEBR spending has been allocated to East Baton Rouge Parish companies, keeping local dollars within the community and contributing to a strong local economy.

As this initiative progresses, additional needs of East Baton Rouge residents and businesses will likely include a strategic alignment of transportation improvements with affordable housing initiatives, workforce training, and multimodal infrastructure. Multimodal infrastructure may involve safe sidewalks, protected bike lanes, expanded public transit to job centers and healthcare facilities, and first-mile/last-mile solutions such as neighborhood shuttles or rideshare partnerships. Expanding transportation options alongside affordable housing and workforce upskilling could help address the top needs of the business community identified by BRAC.

The 53-acre Burrell Aviation development at Baton Rouge Metropolitan Airport is expected to require workforce training initiatives to meet the demands of the projected 893 to 1,487 permanent jobs. These positions will include air cargo handling, logistics, aircraft maintenance, cold storage operations, and distribution services for the new air cargo hub.

How do the skills and education of the current workforce correspond to employment opportunities in the jurisdiction?

According to the National Skills Coalition, a non-profit dedicated to building the American workforce through skill training, more than half of jobs in Louisiana (56%) require education beyond high school but less than a four-year degree. However, only 46% of the state's workforce possesses this level of training, indicating a significant skills gap.

<u>Jobs by Worker Educational Attainment 2022</u>				
	Count	Share	Population 25 years and over	Percent
Less than high school	32,659	11.60%	26,036	9%
High school or equivalent, no college	63,458	22.50%	73,226	26%
Some college or Associate degree	67,415	23.90%	76,019	27%
Bachelor’s degree or advanced degree	52,377	18.60%	108,485	38%
Educational attainment not available (workers aged 29 or younger)	66,441	23.50%		

Describe any current workforce training initiatives, including those supported by Workforce Investment Boards, community colleges and other organizations. Describe how these efforts will support the jurisdiction's Consolidated Plan.

EmployBR plays a pivotal role in coordinating workforce development strategies through two key initiatives:

- Incumbent Worker Training Program: This program facilitates partnerships between the Louisiana Workforce Commission, businesses, and training providers to upskill existing employees, enhancing productivity and supporting company growth.
- Registered Apprenticeships: Offering a combination of on-the-job training and classroom instruction, these apprenticeships provide career seekers with practical skills while earning a paycheck. This benefits both workers and employers.

Baton Rouge Community College (BRCC) also delivers a range of programs designed to meet the needs of both students and local industries, including:

- North Baton Rouge Industrial Training Initiative: In partnership with ExxonMobil, this program provides no-cost training in skilled crafts such as electrical, instrumentation, millwright, pipefitting, welding, and process technology. Since its inception, the program has successfully trained over 550 individuals, equipping them with nationally recognized certifications that support immediate employment in high-demand industries.
- Skilled Trades Expansion: With support from an \$850,000 grant from the Lowe's Foundation, BRCC is developing a new plumbing certification program and constructing an outdoor learning lab to enhance hands-on training in construction trades, including welding, HVAC, and electrical work.
- PRO Louisiana Courses: As part of the Louisiana Community and Technical College System (LCTCS), BRCC offers PRO Louisiana courses aimed at developing a skilled workforce to support the state's flood recovery and resilience efforts.

The **East Baton Rouge Parish School System** has established programs to prepare students for the workforce including:

- Career and Technical Education (CTE): CTE offers hands-on training aligned with the Louisiana Department of Education career pathways, providing students with industry-based credentials and real-world experience through internships and apprenticeships.

- Career and Technical Education Center: This center offers specialized training in high-demand fields, ensuring equitable access to career pathways and dual enrollment opportunities for students across the parish.

The **Baton Rouge City-Parish Mayor-President** has initiatives targeting local youth:

- Mayor's Youth Workforce Experience: This summer program provides over 400 high school students with paid work experience, career training, and the opportunity to earn industry-based credentials through BRCC. It fulfills graduation requirements and strengthens students' post-graduation readiness.

These workforce training initiatives directly support Baton Rouge's 5-Year Consolidated Plan by equipping residents with skills for high-demand occupations. Access to training and employment opportunities helps reduce poverty by enabling individuals to secure stable, well-paying jobs. These jobs, in turn, enhance residents' ability to afford decent housing, addressing a key goal of the Consolidated Plan. While these programs are invaluable and well attended, access to them, particularly transportation, has been identified through community input as a barrier.

Does your jurisdiction participate in a Comprehensive Economic Development Strategy (CEDS)?

Yes, Baton Rouge participates in the regional Comprehensive Economic Development Strategy as a member of the Capital Region Planning Commission.

If so, what economic development initiatives are you undertaking that may be coordinated with the Consolidated Plan? If not, describe other local/regional plans or initiatives that impact economic growth

In consultation with the Capital Region Planning Commission, several action items were identified within the CEDS that could potentially be coordinated with the 2025–2029 Consolidated Plan. These action items include:

- Action 1.1. Evaluate each parish's housing needs assessment as provided by the Louisiana Housing Commission.
- Action 1.3. Map out the Capital Region's housing ecosystem to understand the gaps in our communities' response to housing challenges.

- Action 2.1. Develop a regional transfer-of-development rights program to direct growth into disinvested areas with adequate infrastructure and away from high-risk areas with inadequate infrastructure.
- Action 2.2. Further develop and maintain a site selection mapping application to use as a data-driven tool to objectively score and incentivize redevelopment or scattered infill and conservation.
- Action 3.2. Work with stakeholders to improve the existing housing stock near employment centers through energy efficiency grant opportunities in low-income/disadvantaged communities that may be identified in the Climate Pollution Reduction Plan.

There are also numerous local plans that range from the Parish’s Comprehensive Master Plan, *FUTUREBR*, to many neighborhood-level community improvement plans, all focused on economic growth and quality-of-life improvements in Baton Rouge. A snapshot of these plans includes:

- *Scotlandville Small Area Plan* - Southern University
- *Imagine your Parks III* – BREC
- *Master Plan for the Health District* – Health District
- *Plan Baton Rouge III* – Downtown Development District
- *Imagine Plank Road* – Build Baton Rouge
- *5 Community Improvement Plans* – Build Baton Rouge

Discussion

Baton Rouge’s economic development landscape reflects both strengths and ongoing challenges. The region benefits from a diverse employment base, anchored by sectors such as education, health care, construction, and retail. However, a significant skills gap remains, with many jobs requiring postsecondary education or credentials not yet held by a large share of the workforce. The City-Parish and its partners, including EmployBR, Baton Rouge Community College, and the East Baton Rouge Parish School System, as well as local chambers such as the North Baton Rouge Chamber, Black Metropolitan Chamber, Hispanic Chamber, Baton Rouge Area Chamber, Louisiana Small Business Development Center, and LAWORKS have responded with coordinated workforce training initiatives designed to align with industry needs and create equitable access to opportunity.

Major economic changes, such as the incorporation of the City of St. George and the expansion of transportation and logistics infrastructure, underscore the importance of strategic planning, investment in underserved areas, and stronger transportation connections between neighborhoods, job centers, and training providers. Baton Rouge's participation in the regional Comprehensive Economic Development Strategy and local plans like *FUTUREBR*, *Plan Baton Rouge III*, and *Imagine Plank Road* further support a shared vision for inclusive growth, housing stability, and long-term economic resilience.

MA-50 Needs and Market Analysis Discussion

Are there areas where households with multiple housing problems are concentrated? (include a definition of "concentration")

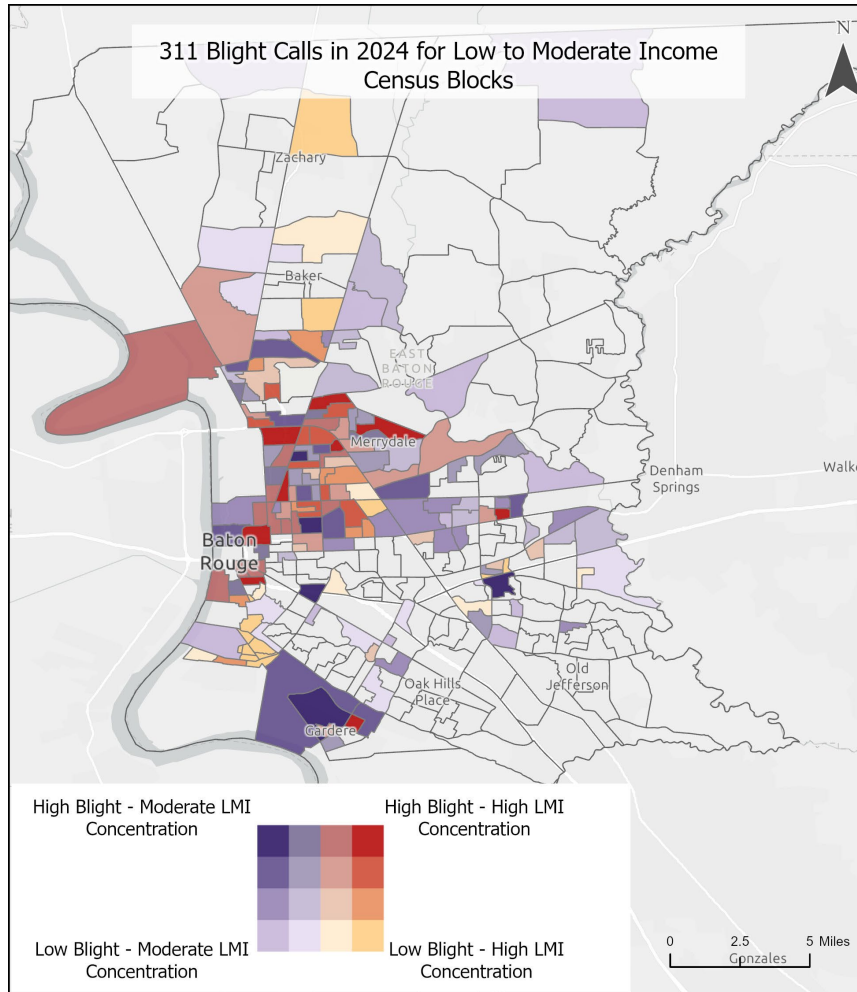
Yes, there are many areas in Baton Rouge that exhibit a concentration of households facing multiple housing problems, particularly in neighborhoods with high poverty rates, high housing cost burdens, an aging housing stock, and limited access to affordable housing. These issues are compounded by blighted and/or vacant structures. Blight significantly exacerbates housing problems by creating a cycle of decline that affects not only individual properties but entire neighborhoods. When buildings are abandoned, poorly maintained, or condemned, they lower surrounding property values and discourage investment. Some of the most prevalent issues of concentrated housing problems in the Baton Rouge area are low- to moderate-income households, blight, and crime.

Blight in Baton Rouge is typically defined by conditions such as dilapidation, abandonment, vacancy, structural deterioration, inadequate maintenance, or environmental hazards. The blight data, taken from the East Baton Rouge 311 call database, includes these categories:

- Tall grass
- A structure that needs to be condemned/torn down
- Junk or trash on private property
- Junk/abandoned vehicles
- Properties missing windows or doors
- Dirty/unfenced pools
- Illegal signs in right-of-way
- Defaced sidewalks

Low-income households often lack the financial resources to maintain or improve their homes, which accelerates property deterioration and contributes to increased blight. Blighted

properties further depress neighborhood conditions by reducing property values and discouraging investment. The concentration of both factors intensifies housing problems, such as overcrowding, aged building materials, and high utility costs. As decent and affordable housing options become scarce, this situation forces more people into inadequate and unhealthy living conditions.

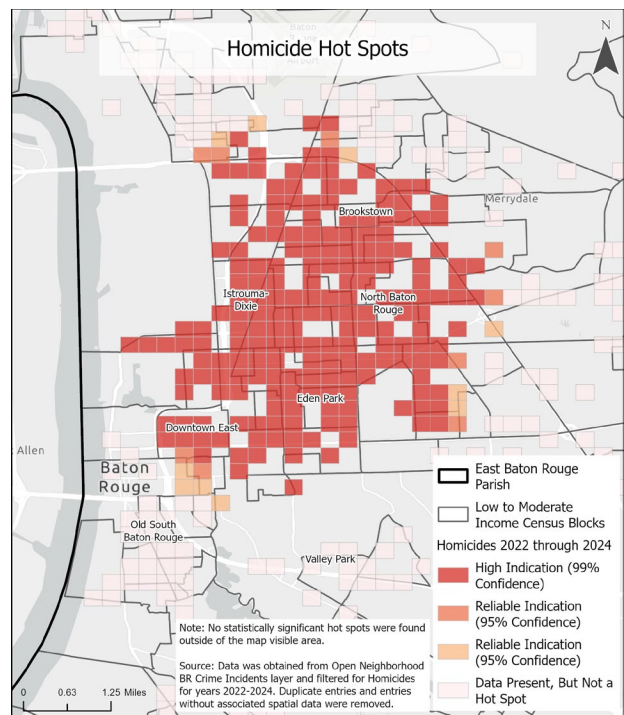
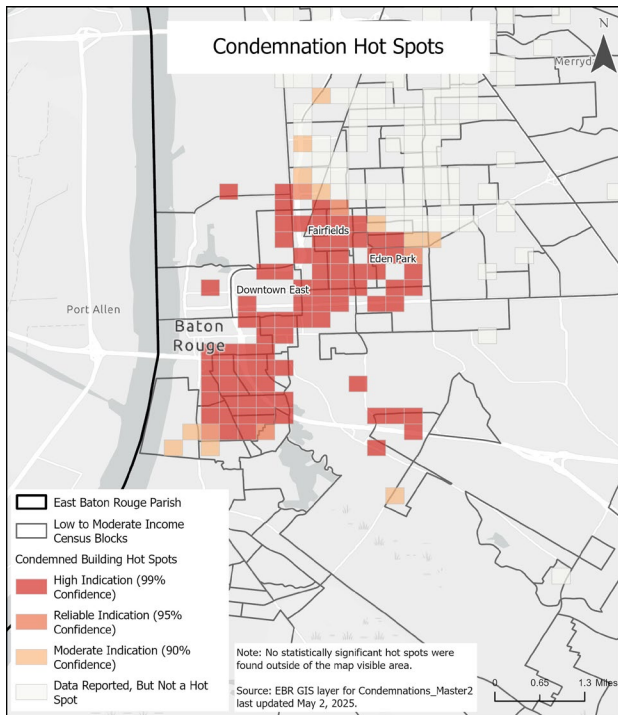


Low- to moderate-income census blocks are defined as areas where 51% or more of the population are low- to moderate-income households earning 80% or less of the area median income. For the Baton Rouge area, the threshold for a low-income household is a family of four earning less than \$69,900. Using HUD low- to moderate-income prevalence data and local blight data, several neighborhoods were identified where low-income concentration overlaps with high levels of blight. These areas include: Gardere, Merrydale, Scotlandville, Legion Village, Brookstown, Istrouma-Dixie, Downtown East, Ashley, and Old South Baton Rouge.

Neighborhood blight is a pressing public safety concern. Blighted structures that are deemed unsafe for human habitation negatively affect the housing market and quality of life, and are often linked to areas of elevated crime in Baton Rouge. A recent study analyzed how removing vacant buildings affected crime rates in Baltimore, Maryland, " the study focused on the effects of demolitions on six types of crime. The findings showed that reductions in violent crime accounted for the largest share of the overall decline in crime. Additionally, an article published in a 2016 issue of *American Journal of Public Health* examined the effect of *Urban Blight Remediation as a Cost-Benefit Solution to Firearm Violence*. The study looked at blight and violence in Philadelphia, Pennsylvania from 1999-2013. The authors concluded that both abandoned building remediation and vacant lot remediation significantly reduced firearm violence. While they did note that neither remediation method had a significant effect on non-firearm violence the taxpayer and societal investment returns for firearm violence prevention were \$5 and \$79 for every dollar spent on abandoned building remediation and \$26 and \$333 for every dollar spent on vacant lot remediation. A spatial inventory of condemned blighted structures along with local violent crime data was used to identify areas with blight and crime overlap. Identifying areas with a high prevalence of both public safety issues, blight and crime, serves as a reference tool to guide public safety measures and management.

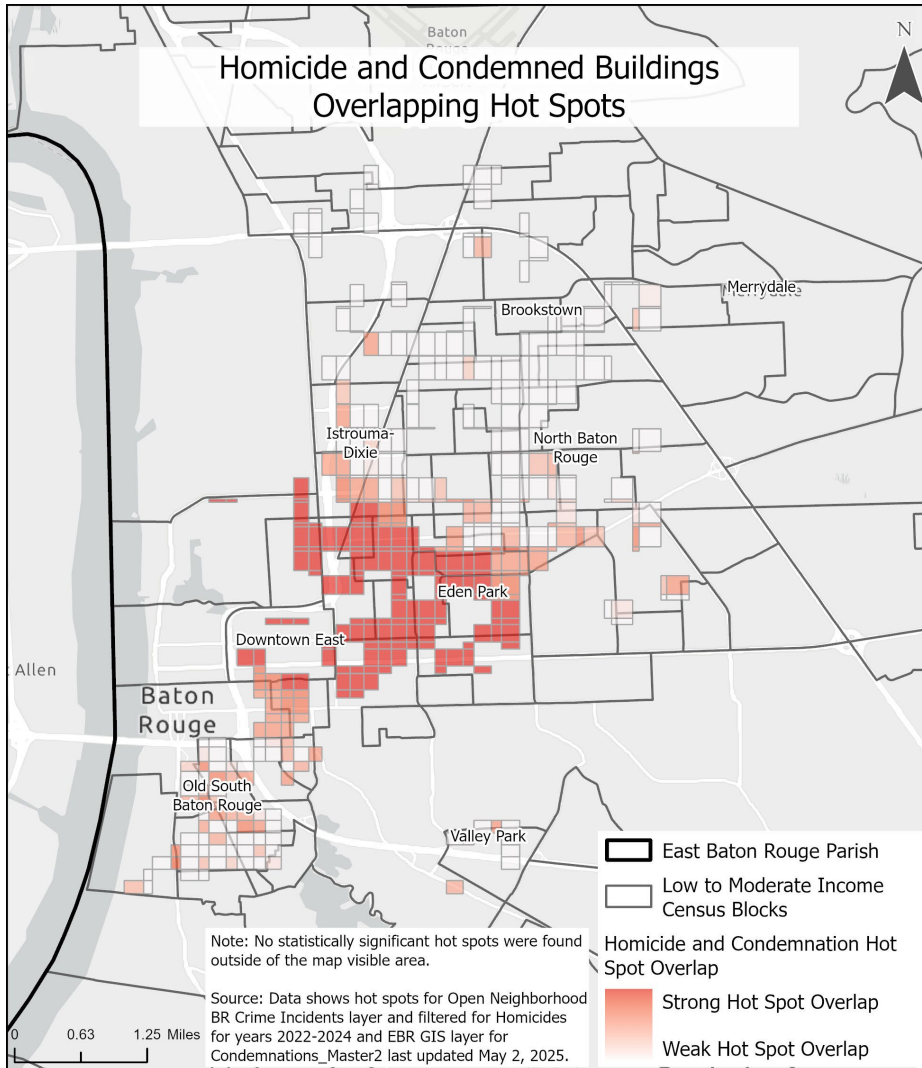
Hot spots are spatial clusters of events or features that are statistically significant and not due to random chance. Hot spot analysis is a standard tool used to identify spatial patterns. A hot spot analysis was performed using public data on condemned structures and 2022–2024 homicides and attempted homicides in Baton Rouge.

Hot spots for condemned structures are concentrated near the Interstate 10 and Interstate 110 split, extending south into Old South Baton Rouge, north into Fairfields, and east toward Eden Park. Additional clusters were identified around the Valley Park area.



Crime data, including homicides and attempted homicides from 2022 to 2024, are concentrated northeast of the I-10/I-110 split, across neighborhoods starting around Downtown East, moving north along Airline Highway to Scotlandville Parkway, and east along Florida Boulevard through the Smiley Heights–Melrose East area and into the North Baton Rouge and Brookstown communities. Some hot spots are located between Florida Boulevard and Government Street, extending east from Interstate 110 toward the Baton Rouge Community College area.

A comparative analysis looking for neighborhoods that were hot spots for both crime and blight identified Eden Park, Fairfields, and the surrounding neighborhoods north of Government Street, east of Interstate 110, and west of North Foster Drive as overlapping hot spots for both condemned structures and homicides during the 2022–2024 period.



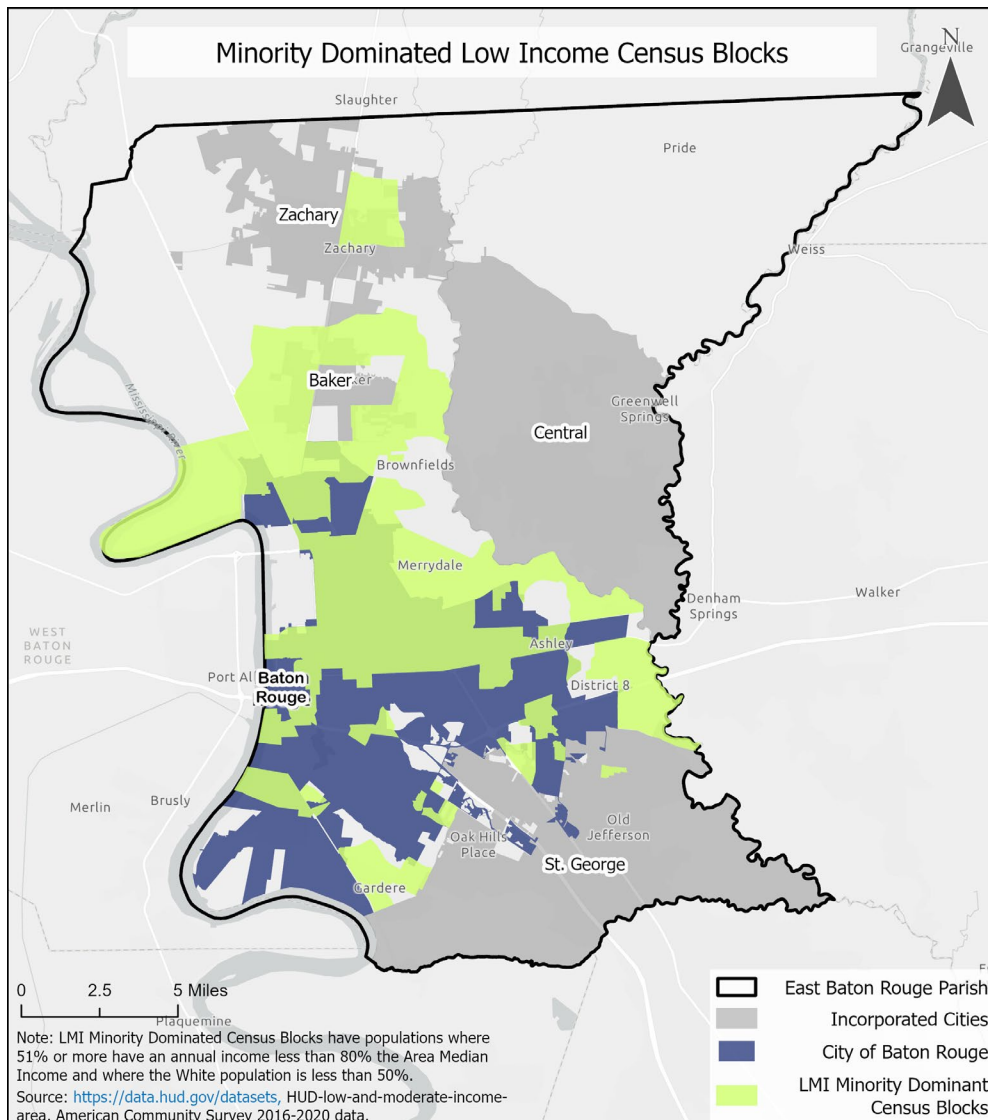
Are there any areas in the jurisdiction where racial or ethnic minorities or low-income families are concentrated? (include a definition of "concentration")

Yes, low-income and minority families are concentrated in certain areas of Baton Rouge. The majority of low income dominated census blocks are majority minority populated. There are some LMI census blocks in the northernmost part of the parish and around Louisiana State University that are majority White.

Areas with a high concentration of minority populations are defined as census tracts where a minority group (non-White) comprises more than 50 percent of the total population. Low-income households are defined as census block groups where 51% or more of the households have incomes of 80% or less of the area’s median income. For the Baton Rouge area, a family of

four making less than \$69,900 is the threshold for low income. The map below identifies areas where low-income households are concentrated.

There are low- to moderate-income households found throughout the City-Parish. Extremely high concentrations (90–100% of the population earning less than 80% AMI) of low- to moderate-income households are found in several communities, including areas such as Gardere, Brightside, Downtown East, East Fairfields–Melrose Place, Istrouma–Dixie, Brookstown, Legion Village, and Scotlandville. There are many areas of high minority populations in Baton Rouge, with most located north of Florida Boulevard. There are also high-minority areas surrounding Louisiana State University, as well as in the Gardere area, northeast of Mayfair, Valley Park, Old South Baton Rouge, Jones Creek, Broadmoor, and the O’Neal area south of Florida Boulevard.



What are the characteristics of the market in these areas/neighborhoods?

The housing market in these neighborhoods and areas of high concentration of low-income households is limited, with lower returns on investment for private investors. These areas are frequently marked by lower property values, lower rents, elevated vacancy rates, higher crime rates, and the prevalence of blighted properties, making the area less attractive for private-sector investment. Highest and lowest market characteristic data points are bolded for emphasis.

Market Characteristic	EBR Parish	All EBR Census Block Groups with 51% or more Households LMI	Census Blocks with High Concentration of LMI Households 51-75%	Census Blocks with Very High Concentrations of LMI Households 75-90%	Census Blocks with Extremely High Concentrations of LMI Households 90-100%
Median Income	\$61,997	\$38,113	\$45,085	\$33,818	\$25,540
Median Home Value	\$258,133	\$177,843	\$189,986	\$140,630	\$126,596
Percent of Housing built pre-1980	45%	53.6%	51.5%	58.1%	51.4%
Median Rent	\$1,076.34	\$991.81	\$1,045	\$959.20	\$892.28
Median Rent Class	\$1,000-\$1249	\$900-\$999	\$1,000 - \$1,249	\$900 - \$999	\$800 - \$899
Percent of Income spent on Mortgage	25.6%	27.6%	23.4%	25.2%	33.5%

Percent of Owner-Occupied Housing Units	58.5%	39.9%	44.9%	39.3%	19.6%
Vacancy Rate	11.2%	14.8%	12.7%	18.5%	17.8%

The rehabilitation of the aging housing stock in these neighborhoods is often complex due to lead-based paint, asbestos-containing material, and modern construction code compliance issues. In other words, investors often spend more to rehabilitate these aging structures than they would in areas that do not have high concentrations of low-income households and the deferred maintenance issues that come with an aging housing stock.

Are there any community assets in these areas/neighborhoods?

Many of the low-income areas in Baton Rouge contain community assets such as community centers, transit routes, public schools, parks, and libraries. However, access to these assets is often limited by inadequate transportation, a concern raised repeatedly by community members. Three of the four major higher educational institutions, Louisiana State University, Southern University, and Baton Rouge Community College, have low-income areas adjacent to their campuses.

Are there other strategic opportunities in any of these areas?

There are several strategic opportunities in low-income areas that are being leveraged to improve the lives of residents. For example, the MOVEBR initiative is a transportation and infrastructure program in East Baton Rouge Parish, representing the largest public works investment in the area's history. Funded by a voter-approved ½-cent sales tax, the program allocates over \$1 billion to enhance mobility, reduce traffic congestion, and improve safety across the parish. Key components include the construction of new roads, sidewalks, and advanced traffic signal systems.

To ensure equitable distribution, MOVEBR employs a strategic approach that prioritizes projects in underserved communities, particularly those with high concentrations of low-income residents. For instance, the Plank Road Corridor, a historically underserved area, is set to benefit from major improvements, including the development of a Bus Rapid Transit system designed to provide efficient and accessible public transportation options. This initiative aims to

stimulate economic development and improve connectivity for residents in these neighborhoods.

Another initiative that has been in the works for years is the intercity passenger rail service between Baton Rouge and New Orleans. This project, expected to commence as early as 2027, aims to reduce traffic congestion, provide economic benefits, and enhance connectivity between the two cities. The train depot is planned for the low-income neighborhood of Downtown East.

North Baton Rouge is home to Baton Rouge Airport. The airport area has recently received approximately \$113.8 million in investment to develop 53 acres of runway-accessible land for air cargo and aviation-related activities. The project, led by the Burrell Group, is expected to create between 893 and 1,487 permanent jobs and includes the construction of 400,000 square feet of cargo facilities.

MA-60 Broadband Needs of Housing occupied by Low- and Moderate-Income Households - 91.210(a)(4), 91.310(a)(2)

Describe the need for broadband wiring and connections for households, including low- and moderate-income households and neighborhoods.

The City of Baton Rouge has several studies in place that indicate a strong digital divide in low- and moderate-income neighborhoods. In 2017, CTC Technology and Energy consultants created a *Strategic Fiber Plan* for the city, which reported many complex broadband needs based on market research and a survey sent to parish residents. Three major findings of their survey were:

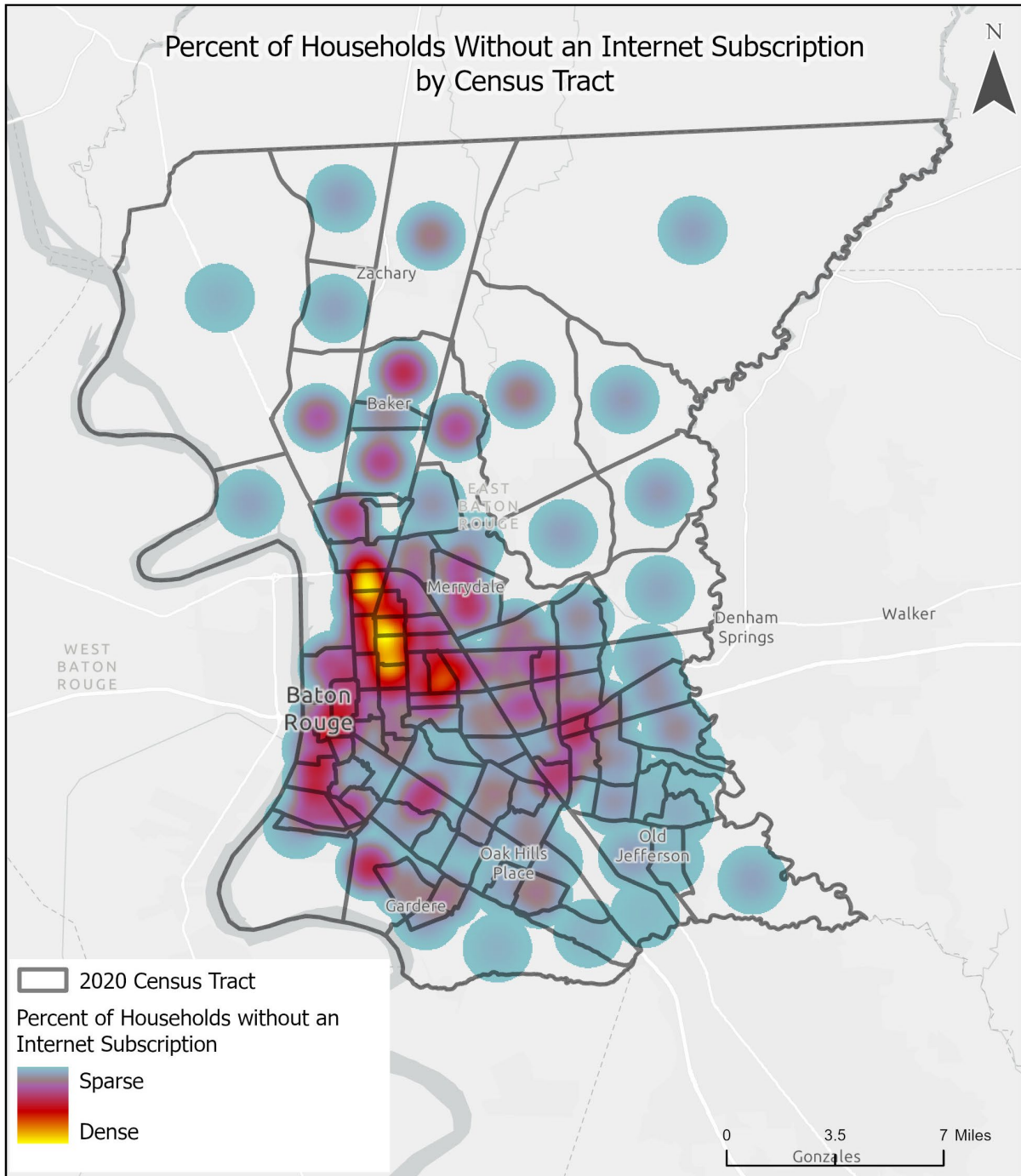
- Parish residents are highly connected, with 94% of respondents having some form of internet connection, 85% of residents reporting home internet subscriptions, and 83% reporting cell/mobile service with internet access.
- Broadband service is not available everywhere in the parish, and older, low-income, and less-educated respondents are less likely than their counterparts to have internet access at home.
- About 45% of respondents said the City-Parish should install a state-of-the-art communications network and offer services directly or allow private companies to offer services to the public.

The 2023 parish-wide comprehensive plan, *FUTUREBR*, recognizes broadband as essential infrastructure. In this report, the Federal Communications Commission identified that 10.5% of households in the parish do not have access to fixed, terrestrial broadband internet with speeds of at least 25 Mbps. However, a speed of 25 Mbps is no longer the minimum acceptable standard; since 2015, 100 Mbps download speed has been considered the baseline.

Describe the need for increased competition by having more than one broadband Internet service provider serve the jurisdiction.

FUTUREBR identifies the high cost of broadband deployment, particularly in rural areas, as a major barrier to access in low- to moderate-income neighborhoods. In addition to the high cost of deployment in rural areas, there is a low return on investment for internet providers in low-income urban areas. The heat map above shows the dense concentration of households with no internet subscriptions, which coincides with the lowest-income areas, including the very densely populated and urbanized Plank Road Corridor.

This specific, low-income corridor was studied in the 2022 *Urban Land Institute Louisiana: Plank Road Bridging the Digital Divide*. Using 2019 census data, up to 40% of households in the Plank Road corridor reported lacking internet access. The report also identified a single major carrier serving approximately 10,000 residents within the corridor. The lack of service providers essentially creates a digital “redline” driven by limited competition. High-quality internet and increased service choice are essential for business, commerce, education, telehealth opportunities, and overall improvements to the quality of life for low- to moderate-income residents of the parish

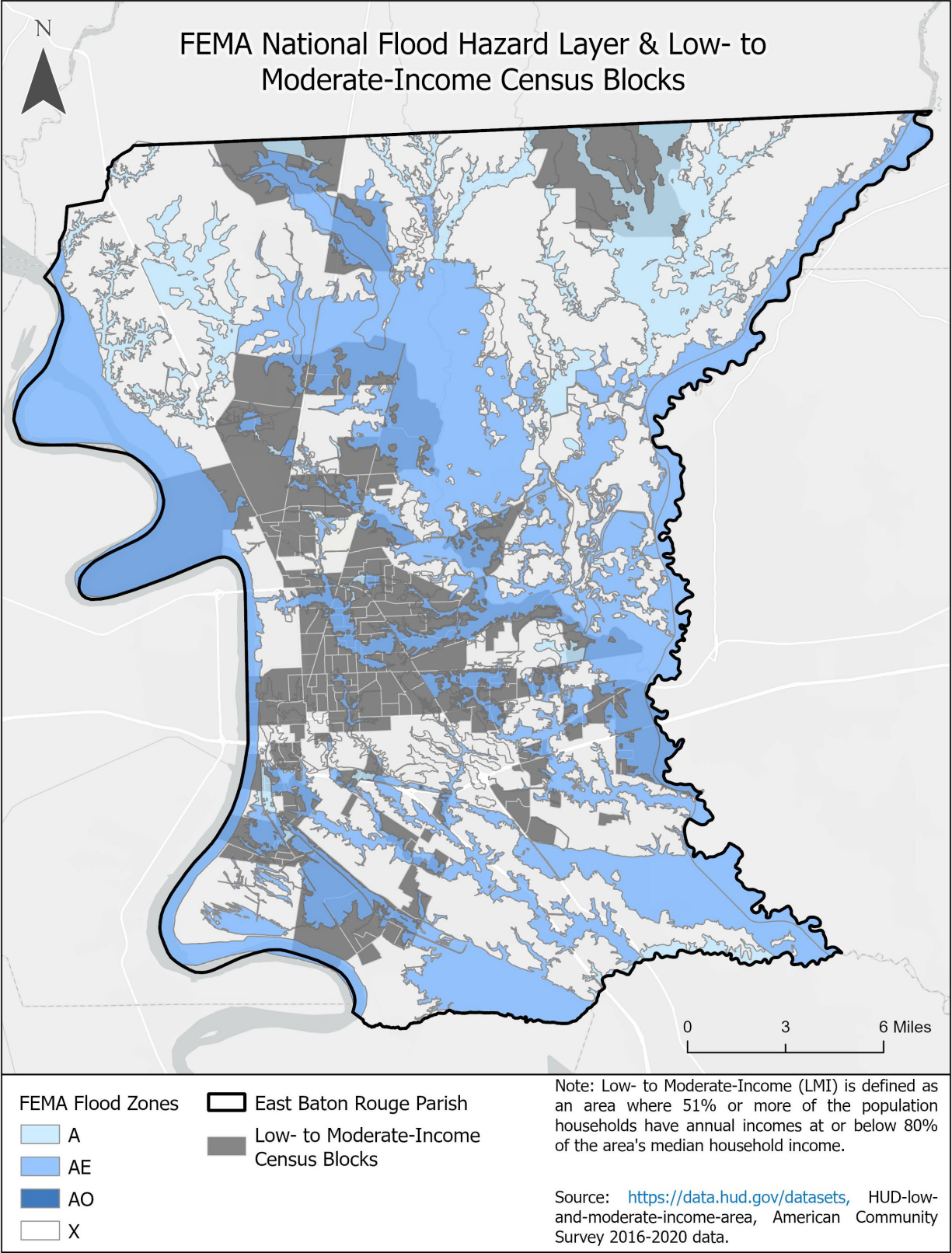


MA-65 Hazard Mitigation - 91.210(a)(5), 91.310(a)(3)

Describe the jurisdiction's increased natural hazard risks associated with climate change.

EBR operates under the 2023 EBR Parish Multi-Jurisdictional Hazard Mitigation Plan. The plan identified natural hazards and risks within the parish and outlined the parish hazard mitigation strategy to make EBR less vulnerable and more disaster resilient. The plan revealed flooding as a major risk and detailed six flooding types: riverine flooding, flash flooding, ponding, backwater, urban, and coastal flooding.

The FEMA National Flood Hazard Data is displayed against the EBR Parish boundary and the LMI census blocks in the attached FEMA map. The plan identified dam failures and extreme precipitation as primary contributors to flash flooding, which are expected to increase due to climate change. The plan also identified levee failure as a risk for low- to moderate-income households who live in floodplains. While the occurrence of a levee failure is unpredictable, the increased volatility of weather events due to climate change increases the likelihood of such failures. Low- to moderate-income households are at special risk, as access to emergency resources and transportation is more limited.



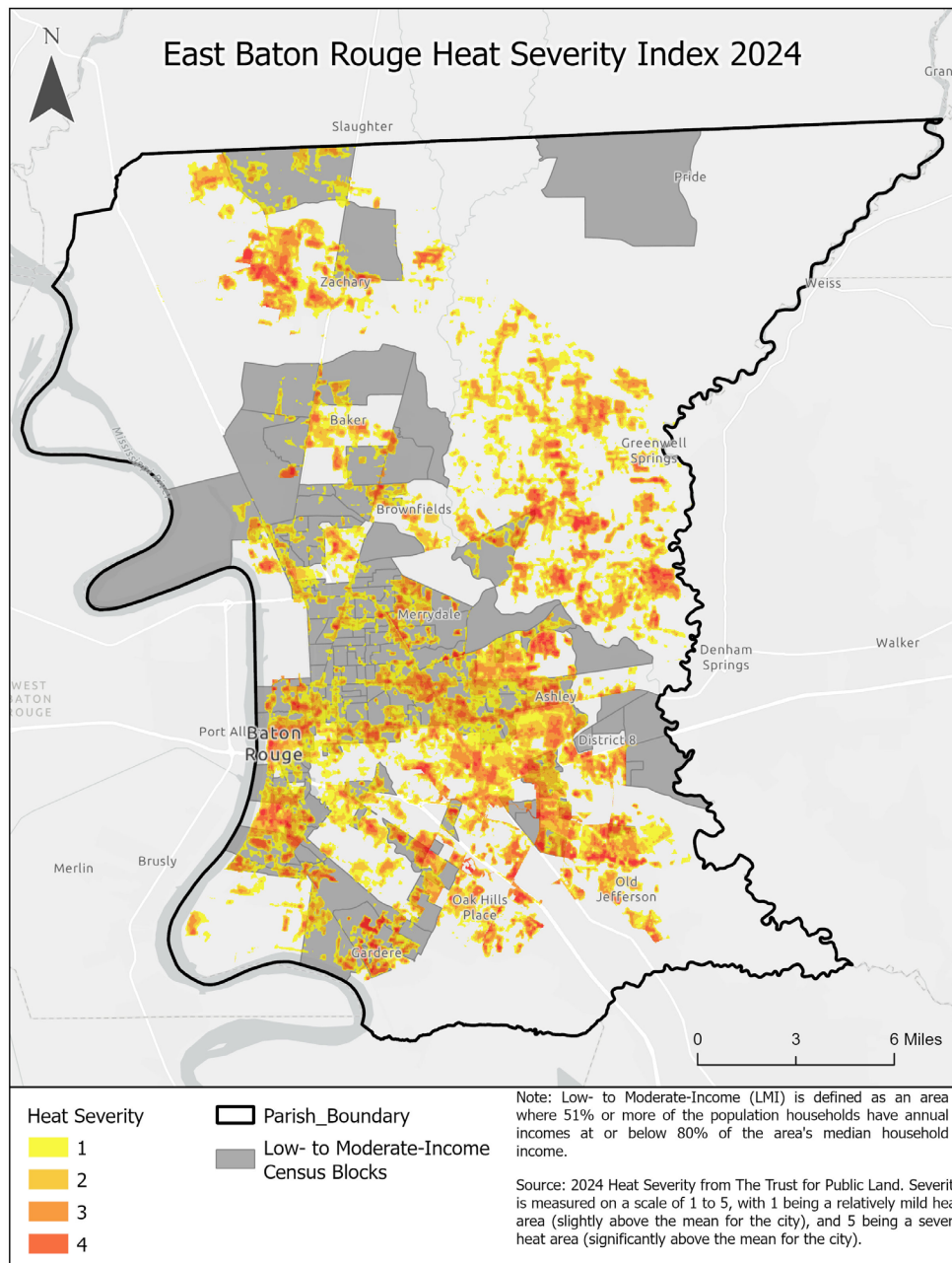
Heat is a major climate vulnerability for cities across the Southern United States. In Baton Rouge, the summer of 2023 was reported as the hottest on record by two climatological databases, one dating back to 1892, the other to 1930. The city experienced an unprecedented number of days with temperatures exceeding 100°F and nighttime lows remaining above 80°F. That summer, 23 record high temperatures and 36 record high low temperatures were set (WBRZ, 2023). In East Baton Rouge Parish, shelter resources are limited. The largest facility, St. Vincent de Paul, serves the entire capital region and is often at capacity. While it provides critical relief during extreme weather events, the demand for shelter and cooling services far exceeds the available supply.

The Heat Severity Index map shows heat hot spots throughout EBR. Severity is measured on a scale of 1 to 5, with 1 being a relatively mild heat area, slightly above the mean for the city, and 5 being a severe heat area, significantly above the mean for the city. Large hot spots can be seen along major roadways, in commercial areas, residential subdivisions, and on fallow ground.

Describe the vulnerability to these risks of housing occupied by low- and moderate-income households based on an analysis of data, findings, and methods.

Climate change disproportionately affects vulnerable populations, including low-income communities, the elderly, and individuals with limited mobility or access to critical resources. These groups are often concentrated in flood-prone areas with aging infrastructure and limited capacity to adapt to worsening environmental conditions. Flooding exacerbates existing social and economic inequalities, displacing residents, increasing health risks, and causing significant property damage and financial hardship. Affordable housing is frequently located in high-risk zones, where home values are lower and buildings are older or in poorer condition than those in safer areas. Many households lack the financial means to renovate or repair structures after flood events, leaving them more exposed to future disasters. Additionally, limited access to timely information, emergency transportation, and evacuation support further endangers safety during extreme weather events. While climate change poses a threat to all, low- to moderate-income individuals are especially vulnerable due to longstanding structural inequities that hinder their ability to prepare for, respond to, and recover from climate-related crises like flooding

Low- to moderate-income households and individuals experiencing homelessness are particularly susceptible to heat-related stresses. As climate change drives an increase in the frequency and intensity of extreme heat events, these vulnerable populations face heightened risks of heat stress, heat-related illnesses, rising utility costs associated with cooling, and even death. The largest shelter facility, St. Vincent de Paul, serves the entire capital region and is often at capacity. While it provides critical relief during extreme weather events, the demand for shelter and cooling services far exceeds the available supply.



Strategic Plan

SP-05 Overview

Strategic Plan Overview

Over the next five years, the City-Parish will use federal housing and community development funds to address critical needs in East Baton Rouge. This Strategic Plan outlines how resources will be directed to improve housing conditions, support vulnerable populations, strengthen public infrastructure, and reduce poverty across the Parish.

The plan prioritizes investment in several neighborhoods that face persistent disinvestment and high levels of poverty. These areas include the Plank Road Corridor, Scotlandville, Eden Park, Zion City–Glen Oaks, Downtown East, Old South Baton Rouge, Gardere, and Valley Park. These communities were identified through data analysis and community engagement and were selected based on factors such as aging housing stock, public safety concerns, adjudicated properties, and a need for improved community services.

Across the Parish, the plan identifies seven high-priority needs: health and public safety, public services, home rehabilitation, affordable housing, economic development, homelessness services, and support for individuals living with HIV/AIDS. These needs will guide funding decisions and shape the goals and activities outlined in this plan.

To address these needs, the City-Parish will carry out a series of programs and investments that include removing condemned structures, repairing homes, building new affordable units, supporting small businesses and nonprofits, and expanding workforce training. Special attention will be given to public improvements such as lighting, crosswalks, and drainage in priority neighborhoods. Rehabilitation and façade improvements to buildings in key growth potential area to stimulate economic development and expand opportunities in LMI areas. Services for people experiencing homelessness and individuals living with HIV/AIDS will be provided through housing assistance and supportive care.

The plan also considers the influence of local market conditions, including the limited supply of affordable housing, aging structures, and rising development costs. Rehabilitation of existing housing and strategic new construction will be essential to preserving affordability and preventing displacement. Acquisition and preservation efforts will help maintain long-term affordability in neighborhoods experiencing pressure from speculative investment.

East Baton Rouge has a network of public, nonprofit, and private organizations that contribute to housing and community development efforts. The Office of Community Development (OCD) coordinates these efforts and works closely with partners like Build Baton Rouge, the East Baton Rouge Parish Housing Authority, and Volunteers of America. While this network has many strengths, the plan also outlines key system gaps, including limited supportive housing, a need for stronger nonprofit capacity, and a lack of coordination between housing and workforce programs.

The City-Parish’s anti-poverty strategy emphasizes job training, financial literacy, health outreach, and better access to transportation and social services. A special focus has been placed on addressing health disparities among women and immigrant families through targeted neighborhood programs. These efforts are designed to support long-term stability and upward mobility.

In addition to the strategies outlined above, OCD has set internal goals to strengthen its own capacity to implement and monitor this work. Over the next five years, OCD will invest in its team, expand training opportunities, and adopt software tools that improve data tracking, reporting, and project management. These administrative goals are designed to improve the quality, consistency, and long-term impact of the Consolidated Plan and its associated annual Action Plans.

SP-10 Geographic Priorities – 91.215 (a)(1)

Geographic Area

Table 49 - Geographic Priority Areas

Area Name	Plank Road Corridor
Area Type	Corridor
Other Target Area Description	Includes 70805 zip code, Fairfields, Delmont Place, Brookstown, Istrouma-Dixie, Legion Village, & North Baton Rouge
HUD Approval Date N/A	
% of Low/Mod	82% LMI Median 52% - 99% LMI Range
Revital Type	
Other Revital Description	Adopted small area plan in place, Imagine Plank Road.

Identify the neighborhood boundaries for this area	70805 zip code, Fairfields, Delmont Place, Brookstown, Istrouma-Dixie, Legion Village, & North Baton Rouge Including census tracts 1, 2, 3, 4, 5, 6.01, 6.02, 7.01, 7.02, & 9
Include specific housing and commercial characteristics of this target area	The housing market is weak due to low property values, high vacancies and aging structures. The commercial characteristics are better, with low vacancy rates and average lease rates per square foot.
How did your consultation and citizen participation process help you to identify this neighborhood as a target area?	The Plank Road Corridor was identified by the community and focus groups as an area of persistent poverty, but with large transit investments and adopted plans in place.
Identify the needs in this target area	Health and public safety, blight, community services, economic development, public services
What are the opportunities for improvement in this target area?	The Plank Road Corridor has opportunities as it is a commercial corridor link to the north part of the parish including the airport, and many employment centers. There is community buy-in for increasing housing density, mixed use, and a community land trust is in place.
Are there barriers to improvement in this target area?	<ul style="list-style-type: none"> • High crime neighborhoods struggle with funding and support for improvements due to disinvestment, lack of resources, and residential instability. • Low household wealth, a weak real estate market, a large number of adjudicated properties that are sitting idle.

Area Name	Scotlandville
Area Type	Neighborhood
Other Target Area Description	
HUD Approval Date N/A	

% of Low/Mod	70% Median LMI 38% - 100% LMI Range for census block groups
Revital Type	
Other Revital Description	There is an adopted small area plan in place, Scotlandville Community Strategic Plan. This neighborhood is directly adjacent to Southern University, who has recently updated their Master Campus plan and will coordinate with the Scotlandville Community plan.
Identify the neighborhood boundaries for this area	Scotlandville neighborhood Includes census tracts 31.04 & 33 (22033003104 & 22033003300)
Include specific housing and commercial characteristics of this target area	According to the plan, 75% of the homes are single family, with limited options for students, seniors and young professionals.
How did your consultation and citizen participation process help you to identify this neighborhood as a target area?	Scotlandville was identified through the community survey in multiple comments, it was a top neighborhood identified for small business development, a grocery store, and community programs at focus group meetings. It was also identified as an area of concern during community engagement workshops.
Identify the needs in this target area	Health and public safety, blight, community services, economic development, affordable housing, public services
What are the opportunities for improvement in this target area?	Adjudicated properties and properties with title issues increase blight clean-up time and cost.
Are there barriers to improvement in this target area?	<ul style="list-style-type: none"> • High crime neighborhoods struggle with funding and support for improvements due to disinvestment, lack of resources, and residential instability. • Adjudicated properties and properties with title issues increase blight clean-up time and cost.

Area Name	Eden Park
-----------	------------------

Area Type	Neighborhood
Other Target Area Description	
HUD Approval Date N/A	
% of Low/Mod	77% LMI Median 58% - 89% LMI Range
Revital Type	
Other Revital Description	
Identify the neighborhood boundaries for this area	Eden Park neighborhood Includes census tract 10 (22033001000)
Include specific housing and commercial characteristics of this target area	
How did your consultation and citizen participation process help you to identify this neighborhood as a target area?	This area was identified through data analysis and stakeholder meetings.
Identify the needs in this target area	Health and public safety, blight, economic development, public services
What are the opportunities for improvement in this target area?	Blight reduction, public safety improvements
Are there barriers to improvement in this target area?	Adjudicated properties and properties with title issues increase blight clean-up time and cost.

Area Name	Zion City – Glen Oaks
Area Type	Neighborhood
Other Target Area Description	
HUD Approval Date N/A	
% of Low/Mod	75% Median 61% – 86% Range
Revital Type	
Other Revital Description	
Identify the neighborhood boundaries for this area	Zion City – Glen Oaks neighborhoods Includes census tracts 35.04 and 34 (22033003504 & 22033003400)
Include specific housing and commercial characteristics of this target area	Glen Oaks has an underserved Hispanic population
How did your consultation and citizen participation process help you to identify this neighborhood as a target	Glen Oaks was mentioned as an area of need and an area of potential during focus group meetings. The Glen Oaks “Dad’s Club” was mentioned as a

area?	model citizen led mentorship program highlighting the participation and activity of neighborhood residents.
Identify the needs in this target area	Community services, infrastructure improvements, public services, health and public safety
What are the opportunities for improvement in this target area?	The presence of existing social and community programs or clubs suggests supporting this neighborhood has a high potential for community programs to be successful.
Are there barriers to improvement in this target area?	<ul style="list-style-type: none"> • High crime neighborhoods struggle with funding and support for improvements due to disinvestment, lack of resources, and residential instability. • Adjudicated properties and properties with title issues increase blight clean-up time and cost.

Area Name	Downtown East
Area Type	
Other Target Area Description	
HUD Approval Date N/A	
% of Low/Mod	65% LMI Median 35% - 97% LMI Range
Revital Type	
Other Revital Description	
Identify the neighborhood boundaries for this area	Downtown East neighborhood Includes census tract 53 (22033005300)
Include specific housing and commercial characteristics of this target area	
How did your consultation and citizen participation process help you to identify this neighborhood as a target area?	This area was identified through data analysis and stakeholder meetings.
Identify the needs in this target area	Blight removal, public safety improvements
What are the opportunities for	Health and public safety, blight, public services,

improvement in this target area?	economic development
Are there barriers to improvement in this target area?	<ul style="list-style-type: none"> • High crime neighborhoods struggle with funding and support for improvements due to disinvestment, lack of resources, and residential instability. • Adjudicated properties and properties with title issues increase blight clean-up time and cost.

Area Name	Old South Baton Rouge
Area Type	
Other Target Area Description	
HUD Approval Date N/A	
% of Low/Mod	74% LMI Median 32% - 71% LMI Range
Revital Type	
Other Revital Description	
Identify the neighborhood boundaries for this area	Old South Baton Rouge neighborhood Includes census tracts 24, 25, 52, & 22 (22033002400, 22033002500, 22033005200, 22033002200)
Include specific housing and commercial characteristics of this target area	
How did your consultation and citizen participation process help you to identify this neighborhood as a target area?	This area was identified through data analysis and stakeholder meetings
Identify the needs in this target area	Blight, health and public safety, economic development
What are the opportunities for improvement in this target area?	Reducing blight and increasing public safety are opportunities for improvements.
Are there barriers to improvement in this target area?	<ul style="list-style-type: none"> • High crime neighborhoods struggle with funding and support for improvements due to disinvestment, lack of resources, and residential instability. • Adjudicated properties and properties with title issues increase blight clean-up time and cost.

Area Name	Gardere
Area Type	Neighborhood
Other Target Area Description	
HUD Approval Date N/A	
% of Low/Mod	60% LMI Median 48% - 65% LMI Range
Revital Type	
Other Revital Description	
Identify the neighborhood boundaries for this area	Gardere also known as South Burbank Includes census tracts 40.31, 40.28, 40.30, & 40.29 (22033004031, 22033004028, 22033004030, & 22033004029)
Include specific housing and commercial characteristics of this target area	Gardere has a high underserved Hispanic population.
How did your consultation and citizen participation process help you to identify this neighborhood as a target area?	The Gardere Initiative was mentioned as a successful model community organization. Gardere consistently came up as a community of need in focus group meetings and community events.
Identify the needs in this target area	Blight, community services, public improvements, public services, economic development
What are the opportunities for improvement in this target area?	Removal of condemned structure Support existing local community service efforts
Are there barriers to improvement in this target area?	Adjudicated properties and properties with title issues increase blight clean-up time and cost.

Area Name	Valley Park
Area Type	Neighborhood
Other Target Area Description	
HUD Approval Date N/A	
% of Low/Mod	40% LMI Median 25% - 54% LMI Range
Revital Type	
Other Revital Description	
Identify the neighborhood boundaries for this area	Valley Park Neighborhood census tract 27 (22033002700)

Include specific housing and commercial characteristics of this target area	
How did your consultation and citizen participation process help you to identify this neighborhood as a target area?	This area was identified as a neighborhood of choice throughout the community engagement process.
Identify the needs in this target area	Blight, affordable housing, anti-displacement assistance, health and public safety
What are the opportunities for improvement in this target area?	New affordable units in a choice neighborhood, home rehabilitation
Are there barriers to improvement in this target area?	Adjudicated properties and properties with title issues increase blight clean-up time and cost.

Area Name	East Baton Rouge City-Parish jurisdictional boundary
Area Type	City-Parish
Other Target Area Description	
HUD Approval Date N/A	
% of Low/Mod	51% LMI Median 0% to 100% LMI Range
Revital Type	
Other Revital Description	
Identify the neighborhood boundaries for this area	East Baton Rouge City-Parish jurisdictional boundary
Include specific housing and commercial characteristics of this target area	
How did your consultation and citizen participation process help you to identify this neighborhood as a target area?	The community engagement process identified many areas of need throughout the City-Parish.
Identify the needs in this target area	There are areas of need outside of the listed priority neighborhoods that face the same issues that the identified areas face. Projects benefiting low-income households that meet the identified priority needs should still be given consideration even if they do not fall within an otherwise identified geographic priority.
What are the opportunities for	Highlighted opportunities for improvement I

improvement in this target area?	Baton Rouge include blight reduction, affordable housing additions, expanded behavioral health services, increase in public safety, and economic development opportunities for LMI households and individuals.
Are there barriers to improvement in this target area?	High rates of poverty, crime, blight, and limited funding act as barriers to improvement.

General Allocation Priorities

Describe the basis for allocating investments geographically within the jurisdiction (or within the EMSA for HOPWA)

The basis for allocating investments geographically is grounded in data presented in the Needs Assessment and Market Analysis sections of this Consolidated Plan, along with feedback gathered through meetings with community stakeholders, public comments, and input collected at community workshops. Priority was given to areas with high concentrations of low- to moderate-income households, persistent disinvestment, and demonstrated need for housing improvements, infrastructure upgrades, and public services. While specific target neighborhoods were identified, eligible projects outside of these areas may also be considered if they address priority needs and benefit low-income residents.

SP-25 Priority Needs - 91.215(a)(2)

Priority Needs

1	Priority Need Name	Health and Public Safety
	Priority Level	High
	Population	Low-moderate income individuals All residents of Baton Rouge
	Geographic Areas Affected	East Baton Rouge jurisdictional boundary HUD 2024 LMI Census Tracts Plank Road Corridor Downtown East Eden Park Scotlandville Old South Baton Rouge Gardere Valley Park
	Associated Goals	Blight removal and prevention Affordable rental housing Homeless and mental health support
	Description	Removal/Rehab of blighted structures Improved lighting Crosswalk additions

	Basis for Relative Priority	<p>Public safety, especially related to condemned structures and blight, has been identified with both data and community input as a priority for improving the lives of low-to-moderate income residents of Baton Rouge.</p> <p>Rehabilitation of blighted structures in cultural and historic districts should be considered before demolition and if feasible, to promote historic preservation.</p>
2	Priority Need Name	Public Services
	Priority Level	High
	Population	<p>Families with Children Elderly Public Housing Residents Chronic Homelessness Individuals Families with Children Mentally Ill Chronic Substance Abuse Veterans Persons with HIV/AIDS Victims of Domestic Violence Unaccompanied Youth Elderly Persons with Mental Disabilities Persons with Physical Disabilities Persons with Developmental Disabilities Persons with HIV/AIDS and their Families Victims of Domestic Violence</p>
	Geographic Areas Affected	<p>Plank Road Corridor Scotlandville Zion City-Glen Oaks Old South Baton Rouge Gardere East Baton Rouge jurisdictional boundary</p>

	Associated Goals	Non-profit capacity building, coordinating and attending outreach events, crime intervention and prevention, community development services, aid for at-risk youth
	Description	Support local grassroots organizations, community ambassadors, and community-based organizations. Support local efforts of groups or individuals actively working on bettering their communities and the people within them.
	Basis for Relative Priority	The need for community support services was identified in all community engagement efforts. Workforce training programs, small business development programs, and programs geared toward youths were identified repeatedly.
3	Priority Need Name	Housing Rehabilitation
	Priority Level	High
	Population	Low- to moderate-income households Elderly Families with children Disabled persons
	Geographic Areas Affected	Low-income areas Moderate income areas East Baton Rouge jurisdictional boundary Scotlandville Valley Park
	Associated Goals	Housing rehabilitation Legal services Accessibility modifications
	Description	Provide home repair and rehabilitation services for low- to moderate-income homeowners. Provide accessibility modification services for elderly and disabled populations. Provide legal services to help clear titles on succession properties.

	Basis for Relative Priority	The rehab of homes in target areas was identified as a high priority by the community and backed up with data that shows areas with high amounts of calls into 311 for blighted structures. EBR has an aging house stock and high concentrations of low-income households. Blight is a contributing factor to community health. The need for home rehabilitation services exceeds funding.
4	Priority Need Name	Affordable Housing
	Priority Level	High
	Population	Low- to moderate-income households Rent burdened households Individuals Public Housing Residents Veterans Families with children Elderly
	Geographic Areas Affected	Low to Moderate-income areas East Baton Rouge jurisdictional boundary Scotlandville Valley Park
	Associated Goals	Affordable Housing Increase homeownership Decrease in evictions Decrease foreclosures
	Description	Adding affordable housing units in choice neighborhoods and area of opportunity. Downpayment assistance, homeownership counseling and legal services. Help develop new CHDOs and provide training opportunities for CHDOs.

	Basis for Relative Priority	Valley Park was identified as a choice neighborhood during community engagement efforts. This area is not a high crime area, though it is affected by blight. Increasing homeownership and services to maintain homeownership have been identified as a priority based on census data over many years, community input, and best management practices.
5	Priority Need Name	Support for individuals living with HIV/AIDS
	Priority Level	High
	Population	Low-to-moderate income Individuals Families Families with Children Public Housing Residents Persons with HIV/AIDS Persons with HIV/AIDS and their Families
	Geographic Areas Affected	East Baton Rouge jurisdictional boundary
	Associated Goals	Provide housing assistance and supportive services to low-income individuals and families living with HIV/AIDS.
	Description	Provide housing assistance and supportive services to low-income individuals and families living with HIV/AIDS.
	Basis for Relative Priority	East Baton Rouge Parish continues to see a persistent need for housing and supportive services among non-homeless special needs populations. Strategic partnerships and cross-sector collaboration are essential to address the needs of people living with HIV/AIDS, the elderly, and persons with disabilities. Data indicates that integrated housing and service delivery models, especially those targeting medical adherence and independent living, are key to narrowing service gaps and improving quality of life.
6	Priority Need Name	Economic Development
	Priority Level	High
	Population	All EBR LMI households, local small businesses

	Geographic Areas Affected	Plank Road Corridor Scotlandville Eden Park Gardere Downtown East EBR City-Parish jurisdictional boundary
	Associated Goals	Boost economic development in low-income areas Revitalize and adapt unused vacant public facilities Provide small business assistance
	Description	Provide funding for façade improvement projects to boost local development in LMI neighborhoods, adapt and reuse local underused public facilities to boost economic opportunities for local small businesses, support local small businesses.
	Basis for Relative Priority	Many neighborhoods and LMI areas in EBR City-Parish lack opportunities and employment options. Boosting economic growth in these areas can help provide income and opportunities for residents.
7	Priority Need Name	Homeless Services & Emergency Shelter
	Priority Level	High
	Population	Extremely low Chronic homelessness Families with children Mentally Ill Chronic substance abuse Veterans Persons with HIV/AIDS Victims of domestic violence Unaccompanied youth
	Geographic Areas Affected	East Baton Rouge jurisdictional boundary
	Associated Goals	Homeless Services Emergency Shelter for the Homeless
	Description	Supportive services, case management, housing assistance
	Basis for Relative Priority	Data from the PIT count, community input, survey results and stakeholder meetings identify the need for high need for services directed to homelessness.

Table 50 – Priority Needs Summary

Narrative (Optional)

SP-30 Influence of Market Conditions – 91.215 (b)

Influence of Market Conditions

Affordable Housing Type	Market Characteristics that will influence the use of funds available for housing type
Tenant Based Rental Assistance (TBRA)	High rates of cost burden among low-income renters, especially in areas with limited affordable housing stock, will drive the continued use of TBRA to provide immediate, flexible assistance. Waitlists for subsidized units remain long, and TBRA offers a critical bridge for households seeking stability while pursuing longer-term housing solutions.
TBRA for Non-Homeless Special Needs	Seniors, people with disabilities, and other special needs populations face limited accessible, affordable housing options. The aging housing stock and rising rents make TBRA essential for enabling these groups to live independently and avoid institutional settings or homelessness.
New Unit Production	A persistent shortage of affordable rental and homeownership units, especially for households earning below 50% AMI, necessitates new construction. Limited availability of vacant infill lots and high development costs mean production efforts may need to be paired with subsidy layering or targeted to strategic redevelopment areas.
Rehabilitation	Much of the existing affordable housing stock is older, with significant needs for repairs and upgrades. Blighted and substandard units are common in historically disinvested neighborhoods, and rehabilitation will be essential to preserve affordability and prevent displacement, especially where new development pressures are rising.
Acquisition, including preservation	Rising property values and investor activity in some neighborhoods risk displacing long-term low-income residents. Strategic acquisition can help preserve affordability and community control in transitioning areas. Preservation of existing multifamily developments is also necessary to prevent further loss of naturally occurring affordable housing.

Table 51 – Influence of Market Conditions

SP-35 Anticipated Resources - 91.215(a)(4), 91.220(c)(1,2)

Anticipated Resources

Program	Source of Funds	Uses of Funds	Expected Amount Available Year 1				Expected Amount Available Remainder of ConPlan \$	Narrative Description
			Annual Allocation: \$	Program Income: \$	Prior Year Resources: \$	Total: \$		
CDBG	public - federal	Acquisition Admin and Planning Economic Development Housing Public Improvements Public Services	\$3,313,007	\$70,000	\$2,556,325	\$5,939,332		
HOME	public - federal	Acquisition Homebuyer assistance Homeowner rehab Multifamily rental new construction Multifamily rental rehab New construction for ownership TBRA	\$1,268,060	\$500,000	\$2,665,457	\$4,433,517		

HOPWA	public - federal	Permanent housing in facilities	\$2,254,865	\$0.00	\$0.00	\$2,254,865		
ESG	public - federal	Conversion and rehab for transitional housing Financial Assistance Overnight shelter Rapid re-housing (rental assistance) Rental Assistance Services Transitional housing	\$291,476	\$0.00	\$0.00	\$291,476		

Table 52 - Anticipated Resources

Explain how federal funds will leverage those additional resources (private, state and local funds), including a description of how matching requirements will be satisfied

In Baton Rouge, federal funds from programs such as CDBG, HOME, and ESG will be strategically used to leverage additional state, local, and private investment in affordable housing and supportive services. Local funding sources, such as tax increment financing districts and bond allocations, will be paired with federal dollars to finance site acquisition, infrastructure improvements, and gap funding.

Matching requirements, particularly under the HOME program, will be met through a combination of in-kind contributions, local housing trust funds, and private developer equity secured through LIHTC and philanthropic partnerships. This blended financing approach ensures that federal investments catalyze larger-scale, sustainable housing outcomes.

If appropriate, describe publicly owned land or property located within the jurisdiction that may be used to address the needs identified in the plan

Discussion

Baton Rouge is well positioned to leverage publicly owned land to address the affordable housing and community development needs identified in this plan. The first step should be to conduct an inventory and assessment at the parcel level of the Parish to identify vacant and/or underused public land and buildings. This could include:

- Vacant city-owned lots, or vacant/underused buildings
- Tax-delinquent or adjudicated or condemned properties
- Surplus land from public agencies (BREC, DOTD, school boards etc.)
- Brownfield sites near transit or employment centers

The American Planning Association's *Housing Supply Accelerator* identifies the importance of interagency coordination in using public lands as opportunities to increase affordable housing options. Public land use for affordable housing should be integrated with:

- Transportation investments (Bus Rapid Transit corridors, MOVEBR projects, Complete Streets)
- Hazard mitigation and green infrastructure, especially in flood-prone areas
- Workforce development and economic mobility efforts
- Underused or vacant public land in resource rich-areas (such as Valley Park, Melrose East)

This integration and coordination will help ensure that affordable housing is not only available but well situated to support long-term resilience and access for low- to moderate-income households.

SP-40 Institutional Delivery Structure – 91.215(k)

Explain the institutional structure through which the jurisdiction will carry out its consolidated plan including private industry, non-profit organizations, and public institutions.

Responsible Entity	Responsible Entity Type	Role	Geographic Area Served
City of Baton Rouge	Government	Economic Development Homelessness Non-homeless special needs Planning Public Housing Neighborhood improvements Public facilities Public services	Jurisdiction
Build Baton Rouge	Redevelopment authority	Economic Development Non-homeless special needs Ownership Planning Rental Neighborhood improvements Public services	Region
East Baton Rouge Parish Housing Authority (EBRPHA)	Public Housing Agency	Public Housing Rental Ownership	Jurisdiction
Volunteers of America	Nonprofit Service Provider	Homelessness Non-homeless special needs Public services	Region
Bridge Center for Hope	Nonprofit Service Provider	Non-homeless special needs Public services	Region
Capital Area United Way	Nonprofit/Funder	Non-homeless special needs Public services Neighborhood improvements	Region
Capital Area Finance Authority	Financing Agency / Housing Finance Agency	Ownership Rental Economic Development Planning	Region
Louisiana Housing Corporation	State Housing Finance Agency	Ownership Rental Non-homeless special needs Planning	Statewide

EmployBR	Workforce Development Entity	Economic Development Public services	Jurisdiction
Louisiana Workforce Commission	State Workforce Agency	Economic Development Public services	Statewide
Capital Region Planning Commission	Regional Planning Agency	Planning Neighborhood improvements Public services	Region
Louisiana Balance of State Continuum of Care	State/Regional Continuum of Care	Homelessness and related services and support	Region
Louisiana Small Business Development Center	State business development agency	Business development support	Statewide
Small Business Administration	Federal business development agency	Business development support	United States

Table 53 - Institutional Delivery Structure

Assess of Strengths and Gaps in the Institutional Delivery System

East Baton Rouge Parish benefits from an institutional delivery system anchored by experienced public, nonprofit, and private organizations working to address housing, community development, and supportive service needs. The OCD serves as the lead agency for HUD-funded programs and works in collaboration with a range of partners at the local, regional, and state levels.

Strengths

The system includes several established and capable organizations:

- The City-Parish, through OCD, has strong program administration capacity and longstanding experience managing HUD funding.
- The East Baton Rouge Parish Housing Authority (EBRPHA) provides public housing and Housing Choice Vouchers and operates a Family Self-Sufficiency (FSS) program to promote resident economic mobility.
- Build Baton Rouge manages land banking and redevelopment efforts and plays a key role in neighborhood improvement strategies.
- The Louisiana Balance of State Continuum of Care (BOSCO) leads the Continuum of Care and coordinates homeless services across the region.
- Volunteers of America Gulf Coast and the Bridge Center for Hope provide critical behavioral health and supportive services for vulnerable populations.

- The Louisiana Housing Corporation (LHC) and Capital Area Finance Authority (CAFA) offer essential affordable housing financing tools.
- Workforce development partners, including EmployBR and the Louisiana Workforce Commission, deliver workforce training and employment services.
- Capital Area United Way and numerous nonprofit service providers contribute to housing stability and neighborhood services across the region.

Public input gathered through focus groups and workshops highlighted strong local partnerships as key system assets.

Gaps and Challenges

While the system has many strengths, public participants and stakeholders identified several important gaps:

- Affordable housing production remains insufficient to meet current demand, particularly for extremely low- and very low-income households.
- Supportive housing options and wraparound services for people with behavioral health needs, returning citizens, and chronically homeless individuals are limited.
- Shelter capacity is inadequate relative to the number of individuals experiencing homelessness.
- The nonprofit service provider landscape is fragmented, with limited structured coordination or shared accountability models.
- Workforce development and housing stability efforts are not yet fully integrated, and visibility of employment programs remains low.
- Coordination between housing investments, transportation planning, and workforce initiatives is not consistent.
- System navigation and access to services remain challenging for vulnerable populations, including seniors, people with disabilities, and immigrant and refugee communities.

Public input emphasized the need for greater investment in system capacity and improved cross-sector coordination to strengthen delivery of services and programs.

Availability of services targeted to homeless persons and persons with HIV and mainstream services

Homelessness Prevention Services	Available in the Community	Targeted to Homeless	Targeted to People with HIV
Homelessness Prevention Services			
Counseling/Advocacy	X	X	X
Legal Assistance	X		X
Mortgage Assistance	X		X
Rental Assistance	X	X	X
Utilities Assistance	X		X
Street Outreach Services			
Law Enforcement	X		
Mobile Clinics	X	X	X
Other Street Outreach Services	X	X	X

Supportive Services			
Alcohol & Drug Abuse	X	X	X
Child Care	X	X	X
Education	X		
Employment and Employment Training	X	X	
Healthcare	X	X	X
HIV/AIDS	X	X	X
Life Skills	X	X	X
Mental Health Counseling	X	X	X
Transportation	X	X	X
Other			

Table 54 - Homeless Prevention Services Summary

Describe how the service delivery system including, but not limited to, the services listed above meet the needs of homeless persons (particularly chronically homeless individuals and families, families with children, veterans and their families, and unaccompanied youth)

The service delivery system in East Baton Rouge Parish provides a foundation of targeted and mainstream services to meet the needs of individuals and families experiencing homelessness. The Louisiana Balance of State Continuum of Care, as the lead agency for the Continuum of Care (CoC), coordinates many of the region’s core homelessness prevention, outreach, and supportive service efforts. CAAH works closely with a network of partners, including

Volunteers of America Gulf Coast, the Bridge Center for Hope, St. Vincent de Paul, and a variety of nonprofit service providers.

The system includes street outreach, shelter and housing placement, and supportive services. The Street Outreach Network achieves a high housing placement success rate and serves as an important front-line resource. Volunteers of America and other partners deliver case management, behavioral health services, and life skills training, while the Bridge Center provides critical crisis stabilization and short-term care. Legal advocacy, benefits navigation, and document recovery services help individuals secure the identification and resources necessary for housing access.

Services address the needs of specific subpopulations:

- Chronically homeless individuals receive housing-focused case management and access to permanent supportive housing, though supply remains limited.
- Families with children are supported through coordinated entry and access to emergency shelter, rental assistance, and case management, but gaps in family-friendly shelter capacity persist.
- Veterans and their families benefit from partnerships with the VA and HUD-VASH resources, although outreach indicated that awareness of these resources varies.
- Unaccompanied youth are an underserved population. While some targeted programs exist, including efforts to support youth aging out of foster care, focus group participants stressed the need for expanded shelter options and supportive housing for this group.

Overall, the delivery system has demonstrated notable strengths in housing placement and outreach. However, public input highlighted ongoing challenges, including insufficient supportive housing capacity, limited shelter space, and the need for greater integration of employment services, healthcare, and behavioral health supports to promote long-term housing stability.

Describe the strengths and gaps of the service delivery system for special needs population and persons experiencing homelessness, including, but not limited to, the services listed above

The service delivery system in East Baton Rouge Parish includes a broad range of programs and partnerships that support persons with special needs and individuals experiencing homelessness. The network of services spans housing support, behavioral health care, primary and preventive health care, employment services, and life skills training.

Strengths

Public input highlighted several system strengths:

- A well-established street outreach network and housing problem-solving interventions, which have produced housing placement success rates above national averages.
- The Bridge Center for Hope provides high-quality crisis stabilization and behavioral health services for individuals with complex needs, including those experiencing homelessness.
- Nonprofit organizations such as Volunteers of America, St. Vincent de Paul, and the Christian Outreach Center deliver a wide array of supportive services, including legal advocacy, employment assistance, and life skills programming.
- Partnerships with the public library system, churches, and food banks extend access to low-barrier support services for people with special needs.
- For persons with HIV/AIDS, the community benefits from coordinated housing and supportive services through HOPWA-funded programs and partnerships with healthcare providers such as HAART/Open Health.
- Youth Oasis is a local non-profit dedicated to supporting youth and young adult recover from the trauma of homelessness and family separation through housing, healthcare, and advocacy.

Gaps

Stakeholders and public participants also identified key gaps and challenges:

- Supportive housing capacity remains inadequate, particularly for individuals with behavioral health needs, co-occurring disorders, and chronic homelessness.
- Shelter availability is limited, with a shortage of beds for families with children and for special populations such as youth and LGBTQ+ individuals.
- Employment services are not fully integrated with housing stability efforts; there is a need for greater alignment between workforce development programs and housing outcomes.
- Navigation services are inconsistently available, making it difficult for individuals with low literacy, cognitive impairments, or other barriers to access and maintain supportive services.
- While the HOPWA system is relatively strong, medical transportation and supportive housing options for persons living with HIV/AIDS remain limited.

- Services for immigrant and refugee communities with special needs are underdeveloped, with trust and language barriers impeding access to mainstream and targeted services.
- At risk youth are particularly underserved as they do not qualify for many services based on their age and lack of credit history. They also often have trouble attaining documentation such as birth certificates to apply for or qualify for some services. Youth Oasis provides services targeted to this population, but funding is limited, and landlords are often resistant to renting to this age class so housing options are limited.

Public input stressed that improving system coordination, expanding supportive housing, and investing in navigator and outreach roles are essential to addressing these gaps and ensuring that individuals with special needs and those experiencing homelessness can access the full range of services they require.

Provide a summary of the strategy for overcoming gaps in the institutional structure and service delivery system for carrying out a strategy to address priority needs

East Baton Rouge Parish will pursue several strategies to strengthen the institutional structure and improve the delivery of housing, community development, and supportive services:

- Expand system coordination. The Office of Community Development and partners will work to promote better alignment across housing, workforce, health, and transportation services. Public input highlighted the need for more structured coordination models and shared accountability frameworks to address fragmentation in the current system.
- Invest in supportive housing capacity. The City-Parish and its partners will prioritize efforts to increase the supply of supportive housing for persons with behavioral health needs, returning citizens, persons with HIV/AIDS, and individuals with other special needs. This will require both capital investment and expansion of supportive services.
- Strengthen nonprofit capacity. Stakeholders emphasized the importance of technical assistance, operational support, and training for nonprofit service providers. The Parish will seek opportunities to invest in nonprofit capacity to deliver services more effectively and participate in cross-sector partnerships.
- Improve system navigation and access. To better serve vulnerable populations, the City-Parish will explore the expansion of community navigator roles and enhanced outreach to underserved groups, including seniors, persons with disabilities, immigrants and refugees, and low-income households with limited digital or literacy skills.

- Integrate employment and housing stability efforts. Public input stressed that access to employment and workforce services is key to long-term housing stability. The Parish will work with workforce partners to better connect job training and employment services with housing programs.
- Leverage anchor institutions and regional planning efforts. Southern University, LSU, and the Capital Region Planning Commission can play a stronger role in advancing community development and workforce strategies. The City-Parish will seek opportunities to more fully integrate these partners into housing and service delivery strategies.

Through these strategies, East Baton Rouge Parish aims to build a more cohesive, responsive, and equitable system to address priority needs identified in this Consolidated Plan.

SP-45 Goals Summary – 91.215(a)(4)

Goals Summary Information

Sort Order	Goal Name	Start Year	End Year	Category	Geographic Area	Needs Addressed	Funding	Goal Outcome Indicator
1	Improve housing conditions for LMI households	2025	2029	Affordable housing, Blight removal, Non-homeless special needs	Plank Road Corridor Scotlandville Zion City-Glen Oaks Eden Park Downtown East Old South Baton Rouge Gardere EBR City-Parish Jurisdictional Boundary	Homeowner Support Services	CDBG: \$4,141,258.75	Rehabilitate 175 homes, provide ADA compliance outfitting for 50 special population households
2	Improve Health and Public Safety for LMI residents	2025	2029	Public improvements, Public safety, Pedestrian safety improvements	Plank road corridor Scotlandville Eden Park Downtown East Old South Baton Rouge EBR City-Parish jurisdictional boundary	Public safety, blight removal, mental health support	CDBG: \$4,472,559.45	Partner on infrastructure projects in LMI areas each program year, demolish 40 condemned structures, support multiple entities providing behavioral health services
3	Boost economic development in LMI areas	2025	2029	Economic development, Non-housing community development	Plank road corridor Scotlandville Zion City – Glen Oaks Eden Park Downtown East Old South Baton Rouge Gardere EBR City-Parish jurisdictional boundary	Economic development, economic revitalization, building rehabilitation and façade improvement, small business assistance	CDBG: \$2,153,454.55	Assist in 5 façade improvement projects, complete 2 adaptive re-use projects, provide small business assistance to 50 small businesses

4	Provide public services to LMI residents, neighborhoods, and communities	2025	2029	Public services, non-housing community development	Plank road corridor Scotlandville Zion City – Glen Oaks Eden Park Downtown East Old South Baton Rouge Gardere EBR City-Parish jurisdictional boundary	Public services, economic development, non-profit capacity building, community development services, community engagement services	CDBG: \$2,484,755.25	Assist 10 local non-profit or small businesses, participate in or sponsor 30 or more community outreach events
5	Increase affordable housing	2025	2029	Affordable housing	Valley Park EBR City-Parish jurisdictional boundary Choice neighborhoods	Affordable Housing, economic development, housing rehabilitation, health and public safety	HOME: \$5,706,270.00	Rehabilitate or create 15 new affordable housing units, provide necessary anti-displacement services, assist in the creation of one or more local CHDOs
6	Provide supportive housing services for people with HIV/AIDS	2025	2029	Non-Homeless Special Needs	East Baton Rouge Parish	Support for individuals living with HIV/AIDS	HOPWA: \$10,936,095.25	Provide housing assistance for 1,500 Persons living with HIV/AIDS
7	Provide assistance to local homeless shelters and support service centers	2025	2029	Homelessness support	Baton Rouge CoC Region	Homelessness	ESG: \$1,348,076.50	Fund assistance for 2,500 persons in overnight shelters, assist in increasing shelter capacity

8	Planning and administration	2025	2029	Planning and administration	East Baton Rouge City-Parish	Planning and admin	CDBG: \$3,313,007.00 HOME: \$634,030.00 HOPWA: \$338,229.75 ESG: \$109,303.50	Continued progress of current and future eligible projects.
---	-----------------------------	------	------	-----------------------------	------------------------------	--------------------	---	---

Table 55 – Goals Summary

Goal Descriptions

Goal Name	Goal Description
Improve housing conditions for LMI households	Home rehabilitation services for low-income homeowner households and ADA compliance outfitting for elderly and disabled persons will be provided under this goal.
Improve health and safety for LMI residents	Projects aimed at improving safety in LMI areas will fall under this goal. This may include but is not limited to crosswalk additions, increased lighting, removing condemned and blighted structures, and aiding entities providing behavioral health services for low-income, at risk, and homeless individuals.
Boost economic development in LMI areas	Boosting economic development in LMI areas may include projects related to decreasing blight and repairing exterior facilities of local businesses to improve the visual aspect of the area and promote economic growth. Projects involving rehabbing or adapting unused public buildings, such as out of use neighborhood schools, to office space or co-working spaces can also boost the economy and opportunity of the surrounding areas.

Provide public services	Public services is a broad goal that encompasses services that are community and special population focused. These services could include providing non-profit capacity building funds, coordinating and attending seasonal outreach events, hosting neighborhood clean-up days, crime intervention and prevention events, community development services, and aid for at-risk youth.
Increase affordable housing	Increasing affordable housing can take shape in multiple forms. Some projects aimed at increasing affordable housing include rehabilitating units in choice neighborhoods, providing anti-displacement services, increasing the stock of available units, providing training and support to establish and grow local CHDOs, and funding a Tenant Based Rental Assistance program.
Provide supportive housing services for people with HIV/AIDS	Under this goal housing and related support services are provided to people living with HIV/AIDS. Providing housing assistance offers some relief to this special population and helps them manage challenges associated with HIV/AIDS like increased medical appointments, medication management, and other related issues.
Provide assistance to local homeless shelters and support service centers	This goal supports efforts to provide assistance and support services to homeless individuals and families. Homelessness is a complex issue often requiring coordinated assistance. The homeless shelters in the Baton Rouge region consistently operate at capacity often turning individuals away due to lack of available resources.

<p>Planning and administration</p>	<p>The planning and administration goal covers the administrative costs to manage the projects aimed at achieving the established goals and improving overall quality of life for LMI individuals, households, and communities throughout East Baton Rouge City-Parish. Support technical assistance, partnerships, and HUD related educational training to be inclusive of the entire City-Parish to increase capacity and funding efficiency and efficacy.</p>
<p>Improve housing conditions for LMI households</p>	<p>Home rehabilitation services for low-income homeowner households and ADA compliance outfitting for elderly and disabled persons will be provided under this goal.</p>
<p>Improve safety for LMI residents</p>	<p>Projects aimed at improving safety in LMI areas will fall under this goal. This may include but is not limited to crosswalk additions, increased lighting, removing condemned and blighted structures, and aiding entities providing behavioral health services for low-income, at risk, and homeless individuals.</p>
<p>Boost economic development in LMI areas</p>	<p>Boosting economic development in LMI areas may include projects related to decreasing blight and repairing exterior facilities of local businesses to improve the visual aspect of the area and promote economic growth. Projects involving rehabbing or adapting unused public buildings, such as out of use neighborhood schools, to office space or co-working spaces can also boost the economy and opportunity of the surrounding areas.</p>

Estimate the number of extremely low-income, low-income, and moderate-income families to whom the jurisdiction will provide affordable housing as defined by HOME 91.315(b)(2)

Over the five-year period covered by this Consolidated Plan, the City-Parish of East Baton Rouge estimates that it will provide affordable housing to approximately 1,250 low-income households, through a combination of rental assistance, housing rehabilitation, and new construction activities supported by federal funding.

The estimated breakdown by income level is as follows:

- Extremely Low-Income Households ($\leq 30\%$ AMI): 500 households
- Low-Income Households (31–50% AMI): 400 households
- Moderate-Income Households (51–80% AMI): 350 households

These estimates are based on current funding levels through the HOME, CDBG, ESG, and HOPWA programs, and the priorities identified in the Strategic Plan. The majority of households served will benefit from rental assistance and housing rehabilitation activities, while a smaller share will be supported through homebuyer and new construction programs. All housing units will meet the affordability requirements as defined by HOME regulations at 24 CFR 91.315(b)(2).

SP-50 Public Housing Accessibility and Involvement – 91.215(c)

Need to Increase the Number of Accessible Units (if Required by a Section 504 Voluntary Compliance Agreement)

The East Baton Rouge Public Housing Authority (EBRPHA) is a separate entity from the Baton Rouge Office of Community Development. EBRPHA has identified the need for accessible units as one of its greatest needs and priorities. There are currently not enough units to meet the demand. According to the EBRPHA 2025–2029 Consolidated Plan, one notable project set to begin construction is a 70-unit senior independent living building. EBRPHA serves a total of 12,799 residents. Elderly or disabled residents account for 58% of affordable housing and Housing Choice Voucher households.

Activities to Increase Resident Involvements

EBRPHA believes that homeownership is one key way to achieve a solid financial base for the future. EBRPHA families are encouraged to pursue this goal through its Family Self-Sufficiency Program. Participants receive information and coaching that guides their journey to homeownership. The Housing Choice Voucher program is temporary assistance, and EBRPHA celebrates resident achievements when they become self-sufficient. The EBRPHA bell-ringing ceremony signifies overcoming hardships and symbolizes outward joy and excitement for creating a new chapter of their own.

Is the public housing agency designated as troubled under 24 CFR part 902?

No

Plan to remove the ‘troubled’ designation

Not applicable

SP-55 Barriers to affordable housing – 91.215(h)

Barriers to Affordable Housing

Section MA-40 identified multiple public policies that have a negative effect on affordable housing and residential investment. These included:

- Zoning and land use policies

- Limited or inconsistent use of tax incentives
- Blight, adjudicated properties, and vacant building policies
- Disaster and insurance policies

Strategy to Remove or Ameliorate the Barriers to Affordable Housing

Baton Rouge is addressing these barriers through several initiatives and strategic partnerships with housing stakeholders, including, but not limited to, Build Baton Rouge, the East Baton Rouge Parish Housing Authority, the Louisiana Housing Corporation, the Department of Development, the Planning Commission, and many private and non-profit housing developers.

Zoning and Land Use

Strategies for removing or ameliorating zoning and land use policies will be implemented through coordination with the Planning Commission and implementation of FUTUREBR. Through consultation with that agency, several action items within the housing element of FUTUREBR were identified and include:

- 1.1.2: Identify where affordable housing is needed
- 1.1.9: Support the development of affordable housing options
- 1.2.2: Research an affordable housing trust fund to help leverage local and federal funds that can be used to create affordable housing
- 1.2.5: Partner with non-profit housing developers to create high-quality affordable housing
- 3.1.3: Promote educational workshops on affordable housing development, home repair, and homeownership
- 5.1.2: Increase affordable housing production, promote investment in disinvested neighborhoods, improve aging housing stock, and encourage implementation of energy efficiency and weather resiliency improvements

Advocacy and education to promote policy changes, such as allowing inclusionary zoning, missing middle housing, accessory dwelling units, higher density along transit routes, and smaller lots, can help alleviate barriers to affordable housing.

Blight, adjudicated properties, and vacant building policies

To address blight, adjudicated properties, and vacant buildings, Baton Rouge and its partners will use land banking strategies to secure and hold land designated for affordable housing. FUTUREBR identifies action item 1.2.8, which states, “*Simplify the process for acquiring clear title*

on adjudicated properties so that public agencies and private developers can revitalize neighborhoods and create decent affordable housing.” Establishing community land trusts, especially in resource rich neighborhoods, can be done to maintain long-term affordability. Baton Rouge will balance the demolition of blighted homes with the construction of new units so that the affordable housing supply does not diminish.

The rehabilitation and reuse of vacant buildings for affordable housing will be supported through existing programs such as the Baton Rouge Brownfield Program, historic tax credits, opportunity zones, and other state and local incentives.

Limited or inconsistent use of tax incentives

Baton Rouge can attract private investment while reducing financial barriers for developers to construct or rehabilitate affordable housing units using incentives. Educating stakeholders on how to apply for and use tax incentives through outreach, public-private partnerships, and capacity-building initiatives can alleviate this barrier. The city can organize regular workshops and seminars aimed at developers, nonprofits, and community organizations to clarify eligibility and application processes for state and federal tax incentives, like Low-Income Housing Tax Credits (LIHTC), historic tax credits, restoration tax abatements, and Opportunity Zones.

Additionally, Baton Rouge can leverage funding by establishing collaborative funding pools, blending municipal resources with state grants and philanthropic contributions to attract private investments in affordable housing projects. Clear online guides, technical assistance programs, and dedicated housing navigators or liaisons can also alleviate this barrier.

Disaster and Insurance Policies

To alleviate the rising disaster-related insurance costs impacting affordable housing in Baton Rouge, the city can undertake several proactive strategies. These include:

Promote resilient housing development: Encourage construction and retrofitting of affordable housing units to higher resilience standards, reducing vulnerability and lowering insurance premiums. Incorporate disaster-resistant materials and building techniques into local building codes.

Advocate for policy changes: Work with state legislators and insurance regulators to advocate for policies that offer affordable insurance rates or subsidies specifically for properties dedicated to affordable housing.

Implement hazard mitigation strategies: Use federal and state disaster mitigation grants, such as FEMA’s Hazard Mitigation Grant Program, to strengthen vulnerable housing stock and infrastructure, which could reduce long-term risk and insurance costs.

Expand participation in the community rating systems (CRS): Continue to improve the Community Rating System score (currently a 6) to lower flood insurance premiums through proactive floodplain management, public education, and emergency preparedness measures.

Promote public education and technical assistance: Offer guidance and resources to affordable housing providers and homeowners on risk mitigation techniques, insurance coverage options, and disaster preparedness.

SP-60 Homelessness Strategy – 91.215(d)

Reaching out to homeless persons (especially unsheltered persons) and assessing their individual needs

The Louisiana Balance of State Continuum of Care (BOSCO) works to coordinate homeless services within the Baton Rouge region. BOSCO has established coordinated entry access points for all of the regions it administers. Through street outreach, unsheltered persons experiencing homelessness are engaged and linked to mainstream resources and benefits, housing, and treatment services.

Addressing the emergency and transitional housing needs of homeless persons

BOSCO coordinates access to emergency and transitional housing through its established coordinated entry system. Street outreach teams engage unsheltered individuals and families and connect them to available shelter beds, transitional housing opportunities, and supportive services to address immediate needs.

Helping homeless persons (especially chronically homeless individuals and families, families with children, veterans and their families, and unaccompanied youth) make the transition to permanent housing and independent living, including shortening the period of time that individuals and families experience homelessness, facilitating access for homeless individuals and families to affordable housing units, and preventing individuals and families who were recently homeless from becoming homeless again.

BOSCOC has spearheaded the state’s implementation of homelessness prevention, diversion, and rapid resolution practices to prioritize the return of people experiencing homelessness to housing via their existing support networks.

All ESG-funded projects are required to engage in these practices. Homeless Prevention projects stabilize people at risk of homelessness in their existing housing. Outreach projects rapidly return people to housing without a public subsidy. Emergency Shelter projects divert participants back to housing on their date of entry.

Help low-income individuals and families avoid becoming homeless, especially extremely low-income individuals and families who are likely to become homeless after being discharged from a publicly funded institution or system of care, or who are receiving assistance from public and private agencies that address housing, health, social services, employment, education or youth needs

BOSCOC prioritizes homelessness prevention, diversion, and rapid resolution practices to help low-income individuals and families avoid becoming homeless. All ESG-funded projects are required to engage in these practices. Homeless Prevention projects stabilize people at risk of homelessness in their existing housing. Outreach projects rapidly return people to housing without a public subsidy. Emergency Shelter projects divert participants back to housing on their date of entry.

SP-65 Lead based paint Hazards – 91.215(i)

Actions to address LBP hazards and increase access to housing without LBP hazards

Projects that involve the acquisition or renovation of property built prior to 1979 must be tested for lead-based paint. Interim controls and safe work practices are required during construction. In addition, housing assisted with federal funds is subject to the:

- Prohibition of lead-based paint
- Elimination of immediate lead-based paint hazards in residential structures
- Notification of the hazards of lead-based paint poisoning to purchasers and tenants of residential structures constructed prior to 1978

To ensure consistent compliance, OCD will monitor all funded projects for adherence to the HUD Lead Safe Housing Rule (24 CFR Part 35). This includes conducting desk reviews, on-site inspections, and reviewing documentation such as clearance reports, occupant notifications,

contractor certifications, and training logs. Non-compliant projects may be subject to suspension of funding or corrective actions.

Paid renovators and multi-family housing maintenance workers who work in pre-1978 housing and child-occupied facilities will be required to meet the training and certification requirements of both the HUD Lead Safe Housing Rule (LSHR) and the EPA Renovation, Repair, and Painting Rule (RRP). Paid renovators include renovation contractors, painters, and other specialty trades.

OCD will maintain a list of contractors certified in lead-safe work practices and will support the training of new workers through partnerships with local workforce agencies. Where feasible, OCD may offer training subsidies or collaborate with training providers to increase the pool of certified renovators in the region.

As necessary, EBRRA will conduct a risk assessment to identify lead-based paint hazards, perform interim control measures to eliminate hazards that are identified, or, in lieu of a risk assessment, perform standard treatments throughout a unit. The type and amount of federal assistance and rehabilitation hard costs for the unit will determine the level of lead hazard reduction completed. Lead procedures to be followed will be specified in project bid documents.

How are the actions listed above related to the extent of lead poisoning and hazards?

The actions listed above are designed to reduce the risk of lead poisoning and to control hazards that may be present in older housing units. The Office of Community Development (OCD) and its subrecipients operate under the presumption that all housing built prior to 1978 contains lead hazards. All workers involved in lead hazard reduction activities must either be supervised by an EPA or State of Louisiana Abatement Supervisor or have received HUD-approved training in lead-safe work practices prior to beginning work.

Actions must be taken to protect occupants from lead-based paint hazards if the unit will not be vacant during the rehabilitation project. Occupants may not enter the worksite during lead hazard reduction activities. Reentry is permitted only after such activities are completed and the unit has passed a clearance examination.

The worksite shall be prepared to prevent the release of leaded dust and to contain lead-based paint chips and other debris from hazard reduction activities within the worksite until they can

be safely removed. Practices that minimize the spread of leaded dust, paint chips, soil, and debris shall be used during worksite preparation.

All objects that cannot be moved (cabinets, appliances, built-in furniture) shall be covered with plastic sheeting at least six mils thick, taped securely in place. Floors in the worksite shall also be covered with plastic sheeting at least six mils thick and sealed.

How are the actions listed above integrated into housing policies and procedures?

The use of lead-based paint is strictly prohibited in any of the HOME Rehabilitation Programs. Notification concerning the dangers of lead-based paint will be distributed to the occupants of all homes to be rehabilitated, and signed documentation of the receipt of such information will be made part of the official case file.

Each rehabilitation contract shall contain language prohibiting the use of lead-based paint. All exposed surfaces (walls, ceilings, floors, etc.) in all homes built prior to 1978 will be inspected during the inspection process for the presence of previously applied lead-based paint.

If lead-based paint is present, coverage, removal, or other corrective actions taken in accordance with HUD Regulation 24 CFR Part 35 must be conducted in a manner that avoids further diffusion of lead particles throughout the residence.

To support long-term risk mitigation and compliance, OCD will establish and maintain a Lead-Based Paint Hazard Registry. This registry will include:

- All properties assessed for lead-based paint hazards
- Properties where lead-based paint was identified and/or remediated
- Dates and results of lead inspections, risk assessments, and clearance tests
- Type of lead hazard control (interim control or abatement) performed
- Status of the unit (cleared, pending work, re-occupancy restricted)

This registry will serve as an internal tool for:

- Informing future rehabilitation decisions
- Ensuring proper follow-up monitoring
- Tracking compliance across projects
- Avoiding redundant lead testing

- Sharing data with public health partners when appropriate

Where applicable and allowed by law, non-sensitive portions of the registry may be shared with residents or landlords to increase transparency and public awareness of lead-safe housing options.

SP-70 Anti-Poverty Strategy – 91.215(j)

Jurisdiction Goals, Programs and Policies for reducing the number of Poverty-Level Families

The City of Baton Rouge – Parish of East Baton Rouge will fund the maximum amount allowed under public services to assist in reducing the number of poverty-level families in the City-Parish. CDBG public services will be used to assist low-income families with transportation, job skills training, case management, financial literacy, and other support services. The City-Parish will continue to partner with public and private entities to produce affordable housing and related services for low-income individuals and families.

The City-Parish will pursue multiple strategies to reduce the number of families in poverty and to promote long-term economic stability:

- Continue funding for housing, community development, and economic development programs and services for low-income residents.
- Support services that help homeless families and families at risk of homelessness increase housing options and stability.
- Support workforce development efforts that help low-income residents obtain the skills and jobs needed to become self-sufficient. This includes targeted support for youth workforce programs and small business development initiatives, as emphasized in recent community engagement findings.
- Encourage the development of affordable housing in high-opportunity areas. Enabling low-income families with children to move into such neighborhoods has been shown to contribute to significant long-term income gains for those children.
- Implement the newly signed Louisiana Act 456, which amends laws related to the removal and expropriation of blighted or abandoned properties in certain municipalities, particularly in Baton Rouge. Through this new expropriation process, Baton Rouge can revitalize economically depressed areas by placing abandoned or blighted properties back into the economic stream of commerce through the rehabilitation of those properties.

- Continue supporting information and referral networks that improve access to community resources.
- Disseminate information about programs such as Head Start, Earned Income Tax Credit (EITC), Temporary Assistance for Needy Families (TANF), Supplemental Nutrition Assistance Program (SNAP/Food Stamps), Workforce Innovation and Opportunity Act (WIOA) services, and Medicaid.

In addition to these efforts, addressing health disparities, especially among women of color, has emerged as a critical component of the City-Parish's anti-poverty work. Louisiana has one of the highest maternal mortality rates in the country, and risk is greatest among low-income and immigrant women. In response, the City-Parish is exploring collaborative efforts to address health disparities by integrating housing, environmental, and health interventions.

A locally led initiative involving the Women's Wing network will train immigrant women to conduct health assessments, provide referrals, and support follow-up for at-risk residents. The program will also screen for lead-based hazards in the home and support safe housing as a critical health determinant. These efforts will help break down barriers to care, promote better mental health, and create new pathways to opportunity for residents facing intergenerational poverty.

The City-Parish will also continue its collaborative efforts to build the capacity of individuals, families, and community organizations. These efforts aim to create suitable living environments, reduce the growth of poverty, and expand economic opportunity through continued support of public service programs and community-based partnerships.

How are the Jurisdiction poverty reducing goals, programs, and policies coordinated with this affordable housing plan

CDBG funds will be used primarily for public services and rehabilitation of existing housing stock. HOME and other funding sources (LIHTC, Choice Neighborhood Grant, Louisiana Housing Corporation awards, etc.) will be used for the development of new affordable housing.

To encourage resource sharing and collaboration, the City-Parish will implement regular stakeholder meetings to foster communication between affordable housing developers and public service providers. This aligns with community feedback emphasizing the need for stronger integration between housing, workforce, and supportive service delivery.

FUTUREBR, the Parish's Comprehensive Plan, has been taken into consideration during the development of this Consolidated Plan. FUTUREBR contains goals for housing development and public services and integrates them into the master plan for the City-Parish.

SP-80 Monitoring – 91.230

Describe the standards and procedures that the jurisdiction will use to monitor activities carried out in furtherance of the plan and will use to ensure long-term compliance with requirements of the programs involved, including minority business outreach and the comprehensive planning requirements

The Office of Community Development (OCD) in the City of Baton Rouge – Parish of East Baton Rouge maintains a formal Monitoring Plan to ensure that activities carried out under this Consolidated Plan comply with applicable federal, state, and local requirements, including comprehensive planning requirements and standards for minority business outreach. The OCD is responsible for monitoring all subrecipients, contractors, and developers funded through the CDBG, HOME, ESG, and HOPWA programs.

Each year, OCD conducts a formal risk assessment of all subrecipients and funded projects to prioritize monitoring efforts. This risk assessment considers factors such as the size of the grant, past performance, staff turnover, audit findings, and program complexity. Based on this assessment, OCD develops an annual monitoring schedule and determines the appropriate level of oversight, including both on-site and desk monitoring reviews.

Monitoring procedures include the use of standardized monitoring checklists tailored to each program. OCD staff conduct comprehensive reviews of programmatic and financial performance, including participant eligibility, compliance with written agreements, record-keeping, financial management, and adherence to federal regulations such as the Lead Safe Housing Rule and Section 3 requirements. OCD also reviews affirmative marketing efforts and minority- and women-owned business outreach, consistent with the Parish's broader economic inclusion goals.

If deficiencies or findings are identified during monitoring, OCD follows a formal corrective action process. This includes written notification to the subrecipient, a required response outlining corrective measures, and follow-up reviews to ensure compliance is achieved. Persistent or severe deficiencies may result in the suspension of funding or other enforcement actions.

The OCD also ensures that monitoring processes support long-term compliance with comprehensive planning requirements. Program outcomes, service delivery progress, and beneficiary data are tracked and reported regularly. Information gathered through monitoring informs ongoing planning and performance evaluation under the Consolidated Plan and the Parish's FUTUREBR comprehensive planning framework.

Through these procedures, the City-Parish maintains robust oversight of funded activities, fosters continuous improvement among its partners, and advances the goals of the Consolidated Plan in a transparent and accountable manner.

Expected Resources

AP-15 Expected Resources – 91.220(c)(1,2)

Introduction

Anticipated Resources

Program	Source of Funds	Uses of Funds	Expected Amount Available Year 1				Expected Amount Available Remainder of ConPlan	Narrative Description
			Annual Allocation: \$	Program Income: \$	Prior Year Resources: \$	Total: \$		
CDBG	public - federal	Acquisition, Admin and Planning, Economic Development, Housing, Public Improvements, Public Services	\$3,313,007	\$70,000	\$2,556,325	\$5,939,332	0	
HOME	public - federal	Acquisition, Homebuyer assistance, Homeowner rehab, Multifamily rental new construction, Multifamily rental rehab, New construction for ownership, TBRA	\$1,268,060	\$500,000	\$2,665,457	\$4,435,517	0	
HOPWA	public - federal	Housing assistance for people with HIV/AIDS	\$2,254,865	\$0.00	\$0.00	\$2,254,865	0	
ESG	public - federal	Emergency shelter and related services for the homeless	\$291,476	\$0.00	\$0.00	\$291,476	0	

Table 56 - Expected Resources – Priority Table

Explain how federal funds will leverage those additional resources (private, state and local funds), including a description of how matching requirements will be satisfied

Leveraging Baton Rouge strategically leverages federal funding from HUD programs to attract and coordinate additional investments from private, state, and local sources. These federal HUD funds can serve as either a catalyst for public-private partnerships and multi-source funding models that maximize impact, or as gap funding to larger projects, such as infrastructure improvements. Baton Rouge actively aligns its HUD-funded activities with federal programs such as the Federal Low-Income Housing Tax Credit (LIHTC) developments, the state’s Louisiana Housing Corporation’s affordable housing initiatives, and the state ESG and HOPWA allocations.

Baton Rouge also encourages private sector investment through tax abatements, opportunity zones, enterprise zones, historic tax credits (both federal and state), payment in lieu of taxes (PILOT) programs, and project-based financing models, particularly in the areas of multifamily housing development and commercial corridor revitalization. By layering these federal funds with additional resources, Baton Rouge ensures that every dollar is leveraged to achieve greater scale, efficiency, and sustainability in addressing the city's housing and community development priorities. CDBG funds can be used as matching funds for other programs when eligibility, consistency with national objectives, and compliance with cross-cutting federal requirements are met. Examples of federal grants that can use CDBG as match include but are not limited to:

- FEMA Hazard Mitigation or Disaster Recovery programs
- U.S. Department of Transportation (TIGER/RAISE)
- EPA Brownfields Cleanup

Matching Requirements While the CDBG and HOPWA grants do not require matching funds, the ESG and HOME grants do. Local matching requirements, particularly under the HOME and ESG programs, will be met through a combination of in-kind contributions, local general funds, state funding programs, and private investments. For example:

- **HOME Match:** The required 25% non-federal match can be satisfied using a mix of waived fees, donated land or materials, private capital contributions from developers, and eligible expenditures from state housing trust funds or local funds.
- **ESG Match:** The 100% match requirement can be met using a blend of local nonprofit agency contributions, in-kind services such as case management, volunteer hours, and other non-federal funding streams.

HUD does allow certain jurisdictions to reduce or waive match requirements under specific conditions. For the HOME grant match, under 24 CFR §92.222, a jurisdiction may receive a 50% if one of the two following criteria are met:

- The jurisdiction's per capita income is less than 75% of the national average, or
- The poverty rate exceeds 7.4%.

In a severe fiscal distress jurisdiction, where both conditions are met, HUD may waive the match requirement entirely. HUD publishes an annual list of qualifying jurisdictions.

For the ESG programs, under 24 CFR §576.201, HUD has authority to waive or reduce the match requirement if the recipient demonstrates financial hardship, typically due to severe fiscal conditions, natural disasters, or major emergencies. To qualify, a waiver request must be submitted and formally approved by HUD. It must justify the hardship and explain how ESG goals will still be met. The incorporation of St. George, and the financial hardship that follows should be analyzed for this waiver. It is important to acknowledge that the majority of the homeless population now resides in the new boundaries of Baton Rouge, while the incorporation estimates a budget deficit to Baton Rouge from the loss of tax revenue.

If appropriate, describe publicly owned land or property located within the jurisdiction that may be used to address the needs identified in the plan.

Discussion

The ability to use publicly owned land for decent, affordable housing and/or community development, requires a systematic and coordinated approach. The first step is to initiate a parcel-level inventory and assessment of all publicly owned land and property across East Baton Rouge Parish. This includes not only city-owned properties but also land and facilities held by other public entities. Key property categories to be evaluated include:

- Vacant city-owned parcels or underutilized public buildings that could be repurposed for housing or community-serving uses.
- Tax-delinquent, adjudicated, or condemned properties that are currently idle but could be transferred for redevelopment through strategic disposition or land banking.
- Surplus lands from public agencies, including BREC, the State, and local school boards, which may be suitable for redevelopment.
- Brownfield sites, especially those located near transit corridors or job centers, which may be eligible for remediation funding and could be repositioned as mixed-use or residential infill developments.

By prioritizing vacant and underused public land in locations that offer both opportunity and resilience, Baton Rouge can ensure that new affordable housing is not only available but also well-integrated into the urban fabric. Key areas for alignment include:

- Transportation infrastructure, particularly along Bus Rapid Transit corridors, MOVEBR project alignments, and complete streets initiatives, to ensure affordable housing is well-connected to employment, education, and essential services.
- Hazard mitigation/floodplain avoidance to ensure new development is resilient and reduces risk in flood-prone or environmentally sensitive areas.
- Workforce development and economic mobility programs, so housing development supports proximity to training centers and job hubs.
- High-opportunity, resource rich areas, such as Valley Park and Melrose East, which have access to amenities, transit, and public infrastructure.

The Department of Information Services will be a key strategic partner in this inventory and analysis of publicly owned land.

Annual Goals and Objectives

AP-20 Annual Goals and Objectives

Goals Summary Information

Sort Order	Goal Name	Start Year	End Year	Category	Geographic Area	Needs Addressed	Funding	Goal Outcome Indicator
1	Improve housing conditions for LMI households	2025	2026	Housing rehabilitation	Plank road corridor Scotlandville Eden Park Zion City - Glen Oaks Downtown East Old South Baton Rouge Gardere Valley Park Brookstown East Baton Rouge City-Parish	Housing rehabilitation, affordable housing, health and public safety	CDBG: \$828,251.75	Rehabilitate 35 housing units, provide ADA compliance outfitting for 10 special population households
2	Improve safety for LMI residents	2025	2026	Health & Public Safety	Plank road corridor Scotlandville Eden Park Zion City - Glen Oaks Downtown East Old South Baton Rouge Gardere Valley Park Brookstown East Baton Rouge City-Parish	Health and public safety, economic development, affordable housing, homeless support services	CDBG: \$894,511.89	Partner on 2 or more infrastructure improvement projects, demolish 8 or more condemned structures, provide support to one or more entities providing behavioral health services

3	Boost economic development in LMI areas	2025	2026	Economic Development	Plank road corridor Scotlandville Eden Park Zion City - Glen Oaks Downtown East Old South Baton Rouge Gardere Valley Park East Baton Rouge City-Parish	Economic development, public services	CDBG: \$430,690.91	Assist in 5 façade improvement projects, Complete feasibility study or pre-construction requirements for adaptive reuse of vacant schools
4	Provide public services	2025	2026	Public services	Plank road corridor Scotlandville Eden Park Zion City - Glen Oaks Downtown East Old South Baton Rouge Gardere Valley Park Brookstown East Baton Rouge City-Parish	Public services, health and public safety, economic development, affordable housing	CDBG: \$496,690.91	Assist 10 local non-profit or small businesses, participate in 5 or more community outreach events
5	Increase affordable housing	2025	2026	Affordable housing	Plank road corridor Scotlandville Eden Park Zion City - Glen Oaks Downtown East Old South Baton Rouge Gardere Valley Park Brookstown East Baton Rouge City-Parish	Affordable housing, economic development, housing rehabilitation, health and public safety	HOME: \$1,141,254.00	Add or rehabilitate 2 or more affordable housing units in choice neighborhoods with providing anti-displacement assistance, provide training and assistance to one or more CHDOs
6	Provide supportive housing services for people with HIV/AIDS	2025	2026	HIV/AIDS population housing support services	East Baton Rouge City-Parish	Housing support for people with HIV/AIDS, affordable housing, health and public safety	HOPWA: \$2,187,219.05	Provide housing assistance for 800 Persons living with HIV/AIDS

7	Provide assistance to local homeless shelters and support service centers	2025	2026	homeless population support services	East Baton Rouge City-Parish	Homeless services and emergency shelter, health and public safety, public services	ESG: \$269,615.30	Fund assistance for 800 persons in overnight shelters
8	Planning and administration	2025	2026	Planning and administration	East Baton Rouge City-Parish		CDBG: \$662,601.40 HOME: \$126,806.00 HOPWA: \$67,645.95 ESG: \$21,860.70	Planning and administration

Table 57 – Goals Summary

Goal Descriptions

Goal Name	Goal Description
Improve housing conditions for LMI households	Home rehabilitation services for low-income homeowner households and ADA compliance outfitting for elderly and disabled persons will be provided under this goal.
Improve safety for LMI residents	Projects aimed at improving safety in LMI areas will fall under this goal. This may include but is not limited to crosswalk additions, increased lighting, removing condemned and blighted structures, and aiding entities providing behavioral health services for low-income, at risk, and homeless individuals.

Boost economic development in LMI areas	Boosting economic development in LMI areas may include projects related to decreasing blight and repairing exterior facilities of local businesses to improve the visual aspect of the area and promote economic growth. Projects involving rehabbing or adapting unused public buildings, such as out of use neighborhood schools, to office space or co-working spaces can also boost the economy and opportunity of the surrounding areas.
Provide public services	Public services is a broad goal that encompasses services that are community and special population focused. These services could include providing non-profit capacity building funds, coordinating and attending seasonal outreach events, hosting neighborhood clean-up days, crime intervention and prevention events, community development services, and aid for at-risk youth.
Increase affordable housing	Increasing affordable housing can take shape in multiple forms. Some projects aimed at increasing affordable housing include rehabilitating units in choice neighborhoods, providing anti-displacement services, increasing the stock of available units, providing training and support to establish and grow local CHDOs, and funding a Tenant Based Rental Assistance program.
Provide supportive housing services for people with HIV/AIDS	Under this goal housing and related support services are provided to people living with HIV/AIDS. Providing housing assistance offers some relief to this special population and helps them manage challenges associated with HIV/AIDS like increased medical appointments, medication management, and other related issues.
Provide assistance to local homeless shelters and support service centers	This goal supports efforts to provide assistance and support services to homeless individuals and families. Homelessness is a complex issue often requiring coordinated assistance. The homeless shelters in the Baton Rouge region consistently operate at capacity often turning individuals away due to lack of available resources.

Planning and administration	The planning and administration goal covers the administrative costs to manage the projects aimed at achieving the established goals and improving overall quality of life for LMI individuals, households, and communities throughout East Baton Rouge City-Parish.
-----------------------------	--

Projects

AP-35 Projects – 91.220(d)

Introduction

The following projects were identified through data collection, stakeholder input, community development needs, and administrative priorities.

Projects

#	Project Name
1	Housing Rehabilitation
2	Health and Public Safety
3	Economic Development
4	Public Services
5	Affordable Housing
6	Housing and Support Services for Persons with HIV/AIDS
7	Homeless Assistance, Emergency Shelter, & Supportive Services
8	Planning and Administration

Table 58 – Project Information

Describe the reasons for allocation priorities and any obstacles to addressing underserved needs

Much of OCD’s work will be in continuing programs aimed at improving the lives of low- to moderate-income households in Baton Rouge, focusing on creating opportunities for affordable housing, public services, public improvements, infrastructure, and economic development. The priorities have been established through coordination with numerous existing plans, community input, the continuation of high-need and successful programs, consultation with partner agencies, and alignment with the Mayor’s four main priorities: public safety, homelessness, blight, and mental health.

AP-38 Project Summary

Project Summary Information

1	Project Name	Housing Rehabilitation
	Target Area	Valley Park Plank Road Corridor Scotlandville Brookstown Cultural and Historic Districts and sites EBR City-Parish jurisdictional boundary
	Goals Supported	Improve housing conditions for LMI households
	Needs Addressed	Home rehabilitation Health and public safety Affordable housing
	Funding	CDBG: \$828,251.75
	Description	This project encompasses home rehabilitation services from low-income homeowner households and ADA compliance outfitting for elderly and disabled persons.
	Target Date	12/31/2026
	Estimate the number and type of families that will benefit from the proposed activities	Estimated as 45 families/households
	Location Description	TBD in EBR City-Parish jurisdictional boundary
	Planned Activities	Home rehab program ADA compliance outfitting for special needs populations especially the elderly and disabled
2	Project Name	Health and Public Safety
	Target Area	Scotlandville Valley Park Plank Road Corridor Downtown East Eden Park Old South Baton Rouge Gardere

		Brookstown EBR City-Parish jurisdictional boundary
	Goals Supported	Improve safety for LMI residents
	Needs Addressed	Public services Health and public safety Economic development Affordable housing
	Funding	CDBG: \$894,511
	Description	This project may include but is not limited to crosswalk additions, increased lighting, removing condemned and blighted structures, and aiding entities providing behavioral health services for low-income, at risk, and homeless individuals.
	Target Date	12/31/2026
	Estimate the number and type of families that will benefit from the proposed activities	Community based projects will benefit families in surrounding neighborhoods.
	Location Description	TBD in EBR City-Parish jurisdictional boundary
	Planned Activities	Infrastructure Blighted housing demolition Crosswalks Lighting Storm prep, roof tarps, tree work Case management Housing Counseling Workforce Training and Education
3	Project Name	Economic Development
	Target Area	Scotlandville Glen Oaks- Zion City Plank Road Corridor EBR City-Parish jurisdictional boundary
	Goals Supported	Boost economic development in LMI areas
	Needs Addressed	Economic development, public services
	Funding	CDBG: \$430,690.91
	Description	Exterior façade improvements to promote

		economic development in low-income areas. 24CFR 570.202(a)(3) Adaptive reuse of vacant school building to co-working, office, multi-use facility.
	Target Date	12/31/2026
	Estimate the number and type of families that will benefit from the proposed activities	Community based projects will benefit families in surrounding neighborhoods.
	Location Description	TBD in EBR City-Parish jurisdictional boundary
	Planned Activities	Building façade and signage rehabilitation Adaptive reuse project
4	Project Name	Public Services
	Target Area	Scotlandville Valley Park Plank Road Corridor Downtown East Eden Park Old South Baton Rouge Gardere Brookstown EBR City-Parish jurisdictional boundary
	Goals Supported	Provide public services
	Needs Addressed	Public services Health and public safety Economic development Affordable housing
	Funding	CDBG: \$496,951.05
	Description	This project encompasses public services aimed at improving the lives of LMI residents while being community and special population focused. This could include providing non-profit capacity building funds, coordinating and attending seasonal outreach events, hosting neighborhood clean-up days, crime intervention and prevention events, community development services, and aid

		at-risk youth.
	Target Date	12/31/2026
	Estimate the number and type of families that will benefit from the proposed activities	Community based projects will benefit families in surrounding neighborhoods.
	Location Description	TBD in EBR City-Parish jurisdictional boundary
	Planned Activities	Kids aging out of foster support services Seasonal community outreach events Community Engagement services/Non-profit capacity building Clean up days Crime intervention/prevention Community development services Workforce training
5	Project Name	Affordable Housing
	Target Area	Valley Park Choice neighborhoods EBR City-Parish jurisdictional boundary
	Goals Supported	Increase affordable housing
	Needs Addressed	Affordable housing Economic development Housing rehabilitation Health and public safety
	Funding	HOME: \$1,141,254.00
	Description	Increasing affordable housing can take shape in multiple forms. This project is aimed at increasing affordable housing and may include rehabilitating units in choice neighborhoods, providing anti-displacement services, increasing the stock of available units, providing training and support to establish and grow local CHDOs, and funding a Tenant Based Rental Assistance program.
	Target Date	12/31/2026
	Estimate the number and type of families that will benefit from the proposed activities	Individual LMI households of rehabilitated affordable homes will benefit as well as the homes in the surrounding areas. CHDO training

		and establishment assistance will have benefits realized in the future as development projects are completed.
	Location Description	TBD in EBR City-Parish jurisdictional boundary
	Planned Activities	Home rehabilitation Assistance with anti-displacement Homeowner assistance Tenant Based Rental Assistance (TBRA)
6	Project Name	Housing & Supportive Services for Persons with HIV/AIDS
	Target Area	EBR City-Parish jurisdictional boundary
	Goals Supported	Housing and support services for persons with HIV/AIDS
	Needs Addressed	Support for people living with HIV/AIDS, Housing assistance
	Funding	HOPWA: \$2,187,219.05
	Description	Under this project housing and related support services are provided to people living with HIV/AIDS. Providing housing assistance offers some relief to this special population and helps them manage challenges associated with HIV/AIDS like increased medical appointments, medication, and other related issues.
	Target Date	12/31/2026
	Estimate the number and type of families that will benefit from the proposed activities	The Baton Rouge area has approximately 4,200 people living with HIV/AIDS
	Location Description	TBD in EBR City-Parish jurisdictional boundary
	Planned Activities	Housing & supportive services for persons with HIV/AIDS
7	Project Name	Homeless Assistance, Emergency Shelter, Supportive Services
	Target Area	Baton Rouge COC Region
	Goals Supported	Emergency shelter and related services for the homeless

	Needs Addressed	Homelessness
	Funding	ESG: \$269,615.30
	Description	This project supports efforts to provide assistance and support services to homeless individuals and families. Homelessness is a complex issue often requiring coordinated assistance. The homeless shelters in the Baton Rouge region consistently operate at capacity often turning individuals away due to lack of available resources.
	Target Date	13/31/2026
	Estimate the number and type of families that will benefit from the proposed activities	800 individuals
	Location Description	TBD in EBR City-Parish jurisdictional boundary
	Planned Activities	Homeless assistance, emergency shelter, supportive services
8	Project Name	Planning and Administration
	Target Area	EBR City-Parish Jurisdictional Boundary
	Goals Supported	Planning and Administration
	Needs Addressed	Public Safety Housing Repair Affordable Housing Development Basic Needs Assistance Homeless Services & Emergency Shelter Special Needs Supportive Services Youth Services Healthcare Assistance Blight Removal Housing Counseling Workforce Training and Education Economic Development Housing Assistance All other listed projects
	Funding	CDBG: \$662,601.40

	HOPWA: \$67,645.95 HOME: \$126,806.00 ESG: \$21,860.70
Description	The planning and administration project covers the planning and administration required to manage the projects aimed at achieving the established goals and improving overall quality of life for LMI individuals, households, and communities throughout East Baton Rouge City-Parish. Support technical assistance, partnerships, and HUD related educational training to be inclusive of the entire City-Parish to increase capacity and funding efficiency and efficacy.
Target Date	12/31/2026
Estimate the number and type of families that will benefit from the proposed activities	As planning and administration is an integral part of every listed project, the expected benefit is a culmination of all listed projects.
Location Description	222 St Louis St 7th floor, Baton Rouge, LA 70802
Planned Activities	Planning and administration

AP-50 Geographic Distribution – 91.220(f)

Description of the geographic areas of the entitlement (including areas of low-income and minority concentration) where assistance will be directed

Assistance will be directed throughout the parish and concentrated on identified areas of special concern. Some neighborhoods have been identified as having priority needs such as public safety, blight, and areas with potential for successful community service programs. These areas were identified through the needs analysis, the market analysis, community and stakeholder engagement, and through local knowledge of the community. Priority areas include neighborhoods with high concentrations of low-income households and minority residents, where targeted investments can improve housing stability, public safety, and access to opportunity.

Geographic Distribution

Target Area	Percentage of Funds
East Baton Rouge City-Parish	36%
Plank Road Corridor	7%
Scotlandville	8%
Eden Park	7%
Zion City – Glen Oaks	7%
Downtown East	7%
Old South Baton Rouge	7%
Gardere	7%
Valley Park	7%
Brookstown	7%

Table 59 - Geographic Distribution

Rationale for the priorities for allocating investments geographically

A multifaceted, data-driven approach was used to geographically allocate CDBG and HOME funding. Funding has been allocated based on the needs analysis, the market analysis, community and stakeholder input, local knowledge of the area, and existing projects and funding. Together, these elements were used to decide which types of projects have the greatest need and the best chance of successfully reaching the desired outcomes and goals.

ESG funds have been geographically allocated to the City-Parish, as services are available throughout the parish. Homeless services administered by the Louisiana Balance of State Continuum of Care are provided on a regional basis. The Baton Rouge Region includes seven parishes: Ascension, East Baton Rouge, East Feliciana, Iberville, Pointe Coupee, West Baton Rouge, and West Feliciana.

HOPWA funds have been geographically allocated to the City-Parish, as services are available throughout the parish. Low- to moderate-income individuals living with HIV/AIDS are not denied benefits based on their geographic location within the City-Parish.

Discussion

Public safety, blight, lack of affordable housing, homelessness, and the need for community services, especially those targeted to youth, have all been identified as top priorities by the City-Parish. Some geographic areas of concern were identified based on data analysis and community and stakeholder input. The geographic allocation of funds is reflective of this data, identified needs and goals, and current projects and funding.

Affordable Housing

AP-55 Affordable Housing – 91.220(g)

Introduction

One Year Goals for the Number of Households to be Supported	
Homeless	3,000
Non-Homeless	5,000
Special-Needs	500
Total	8,500

Table 60 - One Year Goals for Affordable Housing by Support Requirement

One Year Goals for the Number of Households Supported Through	
Rental Assistance	100
The Production of New Units	10
Rehab of Existing Units	40
Acquisition of Existing Units	0
Total	150

Table 61 - One Year Goals for Affordable Housing by Support Type

Discussion

AP-60 Public Housing – 91.220(h)

Introduction

The East Baton Rouge Parish Housing Authority (EBRPHA) is an independent agency. Its leadership and policymaking authority rests with a Board of Commissioners appointed by the City-Parish. The mission of the EBRPHA is to provide and develop affordable housing opportunities for individuals and families while promoting self-sufficiency and neighborhood revitalization.

Actions planned during the next year to address the needs to public housing

The EBRPHA is an independent entity that is not regulated by the Baton Rouge Office of Community Development.

Actions to encourage public housing residents to become more involved in management and participate in homeownership

The EBRPHA THRIVE Family Self-Sufficiency (FSS) program assists Housing Choice Voucher families in achieving their career and financial goals. This program allows participants to work toward their goals and earn savings while doing so.

If the PHA is designated as troubled, describe the manner in which financial assistance will be provided or other assistance

EBRPHA is not designated as troubled.

Discussion

N/A

AP-65 Homeless and Other Special Needs Activities – 91.220(i)

Introduction

The City-Parish works in close partnership with the Louisiana Balance of State Continuum of Care (BOSCO) to support a coordinated system of homelessness prevention, outreach, emergency shelter, and rapid re-housing services. BOSCO implements a regionally aligned approach that leverages federal, state, and local resources to meet the needs of people experiencing homelessness or housing instability in Baton Rouge. The following sections describe key strategies currently in place to address homelessness and special needs housing in

the City-Parish.

Describe the jurisdictions one-year goals and actions for reducing and ending homelessness including

Reaching out to homeless persons (especially unsheltered persons) and assessing their individual needs

The Louisiana Balance of State Continuum of Care (BOSCO) works to coordinate homeless services within the Baton Rouge region. BOSCO has established coordinated entry access points for all of the regions it administers. Through street outreach, unsheltered persons experiencing homelessness are engaged and linked to mainstream resources and benefits, housing, and treatment services.

Addressing the emergency shelter and transitional housing needs of homeless persons

BOSCO has established coordinated entry access points for all of the regions it administers. Through street outreach, unsheltered persons experiencing homelessness are engaged and linked to mainstream resources and benefits, housing, and treatment services.

Helping homeless persons (especially chronically homeless individuals and families, families with children, veterans and their families, and unaccompanied youth) make the transition to permanent housing and independent living, including shortening the period of time that individuals and families experience homelessness, facilitating access for homeless individuals and families to affordable housing units, and preventing individuals and families who were recently homeless from becoming homeless again

BOSCO has spearheaded the state's implementation of homelessness prevention, diversion, and rapid resolution practices to prioritize the return of people experiencing homelessness to housing via their existing support networks.

All ESG-funded projects are required to engage in such practices. Homeless Prevention projects stabilize people at risk of homelessness in their existing housing. Outreach projects rapidly return people to housing without a public subsidy. Emergency Shelter projects divert participants back to housing on their date of entry.

Helping low-income individuals and families avoid becoming homeless, especially extremely low-income individuals and families and those who are: being discharged from publicly funded institutions and systems of care (such as health care facilities, mental health facilities, foster care and other youth facilities, and corrections programs and institutions); or, receiving assistance from public or private agencies that address housing, health, social services, employment, education, or youth needs

BOSCOC prioritizes homelessness prevention, diversion, and rapid resolution practices to help low-income individuals and families avoid becoming homeless. All ESG-funded projects are required to engage in such practices. Homeless Prevention projects stabilize people at risk of homelessness in their existing housing. Outreach projects rapidly return people to housing without a public subsidy. Emergency Shelter projects divert participants back to housing on their date of entry.

Discussion

BOSCOC continues to implement a multifaceted and regionally coordinated strategy to address homelessness across the Baton Rouge region. Their efforts are rooted in a comprehensive system of outreach, shelter support, housing transition services, and homelessness prevention—all tailored to meet the unique needs of vulnerable populations, particularly those who are unsheltered or at high risk of housing instability.

BOSCOC works to:

- Reach and assess the needs of unsheltered homeless individuals
- Address emergency shelter and transitional housing needs
- Facilitate transitions to permanent housing and independent living
- Prevent homelessness among at-risk populations

AP-70 HOPWA Goals - 91.220 (I)(3)

One year goals for the number of households to be provided housing through the use of HOPWA for:	
Short-term rent, mortgage, and utility assistance to prevent homelessness of the individual or family	20

Tenant-based rental assistance	200
Units provided in permanent housing facilities developed, leased, or operated with HOPWA funds	100
Units provided in transitional short-term housing facilities developed, leased, or operated with HOPWA funds	100
Total	420

AP-75 Barriers to affordable housing – 91.220(j)

Introduction:

The availability of affordable housing in East Baton Rouge is constrained by a range of regulatory, financial, and structural barriers. These include restrictive zoning laws, lengthy permitting processes, limited access to development incentives, and high insurance costs. The City-Parish is committed to identifying and addressing these barriers through targeted policy changes, cross-agency coordination, and strategic investment. The following section outlines the most significant barriers to affordable housing and describes the actions the City-Parish will take during the Consolidated Plan period to reduce their impact.

Actions it planned to remove or ameliorate the negative effects of public policies that serve as barriers to affordable housing such as land use controls, tax policies affecting land, zoning ordinances, building codes, fees and charges, growth limitations, and policies affecting the return on residential investment

Discussion:

There are several public policies that negatively affect affordable housing and residential investment in Baton Rouge. These are identified in MA-40 of the 2025-2029 Consolidated Plan. Actions to alleviate these include:

Zoning and Land Use Policies

Restrictive zoning laws: **Planned actions include education and advocacy for zoning reform through partnerships with the Planning Commission.** Baton Rouge uses single-family zoning, which prohibits the development of multi-family housing, townhomes, or accessory dwelling units in higher-income areas of the city. Single-family zoning accounts for approximately 36% of the parish’s zoned area. These

zoning laws restrict density, limit affordable housing choice, and increase per-unit development costs in the parish.

Minimum lot sizes & parking requirements: **Planned actions include education and advocacy for increased density and reduced parking requirements, especially near transit, complete streets, and employment centers.** Minimum lot sizes restrict density and require more infrastructure to develop. This increases the cost of land per unit and discourages affordable, infill, or small-scale developments.

Complex permitting and approval processes: **Planned actions include early coordination and partnership with the Department of Development and Planning Commission when affordable housing developments are proposed.** East Baton Rouge has a complex permitting process and inconsistent approval outcomes, which deter investment and delay housing projects.

Cost of construction materials: **Planned actions include developer education on available incentives, assistance with gap financing, and coordination with other resource partners.** While the cost of construction materials is primarily market-driven, local policy barriers such as restrictive zoning, lengthy permitting processes, and limited development incentives further increase costs and reduce financial feasibility.

Limited or Inconsistent Use of Tax Incentive Policies

Planned actions include education, outreach, and workshops to provide technical assistance on incentives to emerging and existing developers. Programs like the Restoration Tax Abatement, Low-Income Housing Tax Credits, and state and federal historic tax credits are difficult to access. Smaller developers often lack the capacity to participate.

Each incentive program has separate application processes, public hearing requirements, and timelines, making coordination difficult.

Incentive programs typically require upfront costs that are reimbursed later through tax credits, which is not feasible for many small developers lacking access to capital.

Blight, Adjudicated Properties, and Vacant Building Policies

Planned actions include rehabilitation of salvageable structures and clearance of condemned buildings in priority areas. The City-Parish will partner with Build Baton Rouge to clear titles on adjudicated properties and land bank them for future affordable housing. Legal services may be offered to low-income homeowners undergoing rehabilitation who require succession planning.

Blight: A decades-long concentration of blight in large areas of the city has not been adequately addressed through local or state policy. Blighted and vacant buildings disproportionately affect low-income areas and contribute to a weak tax base and lower property values. Local data estimate there are over 5,000 blighted properties in the parish.

Adjudicated Properties: Properties become adjudicated when owners fail to pay property taxes. These properties are in legal limbo, with the government holding a claim but not full ownership. The parish cannot legally repair, sell, or demolish these properties without going through a time-consuming title-clearing process.

Vacant Buildings: Many vacant buildings are blighted or adjudicated, often with no identifiable or accountable owner. The parish lacks policies for out-of-town or negligent owners, reducing accountability and prolonging property deterioration.

Disaster and Insurance Policies

Planned actions include avoiding development in flood-prone areas, using resilient building materials, and promoting fortified roof construction. The City-Parish will also coordinate with partner agencies on public education and advocacy around stormwater management and flood prevention.

High property insurance costs are a growing barrier to affordable housing rehabilitation and construction. Recurring hurricanes and flooding have caused premiums in Baton Rouge to be among the highest in the country.

With many insurers no longer writing policies in Louisiana, residents have limited choices. The state's insurer of last resort is often the only option, and it tends to be the most expensive.

AP-85 Other Actions – 91.220(k)

Introduction:

The City-Parish of East Baton Rouge will undertake several coordinated actions during FY2025 to address barriers to affordable housing, support underserved populations, reduce poverty, mitigate lead hazards, and strengthen institutional capacity. These actions complement the jurisdiction's core HUD-funded programs and reflect the priorities identified through the Consolidated Plan process.

Actions planned to address obstacles to meeting underserved needs

The Office of Community Development issues a Request for Proposals (RFP) for CDBG, HOME, ESG, and HOPWA funds each program year. Demand for services regularly exceeds available resources, and many proposals go unfunded.

Actions planned to foster and maintain affordable housing

The jurisdiction proposes to use HUD funding to address the priority need of affordable housing. Three guiding principles will shape efforts to increase and maintain affordable, healthy housing. The guiding principles are:

- Improve and preserve the existing stock of affordable housing
- Increase the stock of available affordable housing, especially in identified choice neighborhoods
- Increase the ability of individuals to afford standard housing

During FY2025, actions planned to foster and maintain affordable housing include rehabilitating homes in priority neighborhoods, providing anti-displacement assistance, encouraging the development of new CHDOs, and completing homeowner rehabilitation projects for low-income households.

Actions planned to reduce lead-based paint hazards

EBR City-Parish OCD successfully secured a HUD Lead Hazard Reduction Capacity Building Program grant in the amount of \$1,500,000 in 2024. The funds will be used to enhance the City-Parish's infrastructure and capacity to address lead-based paint hazards in owner-occupied and rental units occupied by low- to moderate-income families with children under six. The City-Parish will partner with the Healthy City Initiative, Safe, Hopeful, Healthy Baton Rouge,

and other state and local agencies to maximize the reach and effectiveness of the program and services.

During FY2025, planned actions to reduce lead-based paint hazards include assisting with the removal and cleanup of lead-based paint in low-income homes, particularly those with children present.

Actions planned to reduce the number of poverty-level families

The Office of Community Development (OCD) implements a holistic approach aimed at supporting community efforts and public services designed to reduce the number of poverty-level families. Key initiatives include local programs providing job training and workforce readiness, financial literacy education, and support for small business development, empowering participants to increase their income and achieve greater economic independence.

Additional support services such as access to affordable childcare, transportation assistance, and mental health support will further contribute to this goal. By investing in resources that help individuals improve their circumstances, these efforts will strengthen families and foster more resilient communities.

Supporting established organizations and community ambassadors will be a key component of efforts to meet this community development priority.

The City-Parish plans to reduce the number of families in poverty through additional strategies such as:

- Continuing to fund housing, community, and economic development programs and services for low-income residents
- Creating opportunities for low-income families with children to move into high-opportunity neighborhoods, which has been shown to result in long-term income gains
- Supporting services that help homeless families and those at risk of homelessness access stable housing
- Maintaining support for referral networks that improve access to community resources
- Disseminating information about programs such as Head Start, Earned Income Tax Credit, TANF, SNAP, WIOA services, and Medicaid
- Funding community development projects that help low-income residents gain skills and employment

The City-Parish will continue its collaborative efforts to build the capacity of individuals, families and community organizations creating suitable living environments, reducing the growth of poverty and increasing economic development opportunities through continued support of public service programs.

Actions planned to develop institutional structure

The City-Parish has been working to reduce gaps in the institutional structure and service delivery system. The Bridge Center for Hope is a strong example of this progress. Since its opening in 2021, the Center has served over 12,000 individuals, 65 percent of whom have received mental health services. The Center also provides discharge planning and connects patients to services, increasing awareness of available resources and improving system navigation.

In FY2025, actions planned to strengthen the institutional structure within the Office of Community Development include:

- **Staffing and Capacity:** Hiring skilled staff, expanding internal capacity, and implementing succession planning
- **Policy and Procedures:** Improving documentation, streamlining application reviews, and organizing records
- **Training and Best Practices:** Attending trainings, obtaining certifications, and keeping up with current HUD guidance
- **Partnerships and Networks:** Engaging nonprofits, developers, agencies, healthcare providers, and the Continuum of Care
- **Performance Metrics and Citizen Participation:** Creating feedback channels, updating public information, and reporting performance against metrics

To further improve coordination and reduce service delivery gaps, the City-Parish and its partners will:

- Host bi-annual stakeholder meetings to assess needs and develop solutions
- Develop a comprehensive community resource guide for stakeholders
- Continue pursuing additional funding sources and align projects accordingly
- Encourage nonprofit collaboration and resource sharing

Actions planned to enhance coordination between public and private housing and social service agencies

The OCD will maintain regular communication with public and private agencies across the parish to ensure coordination and avoid duplication of services. Agencies involved include those focused on social services, mental health, youth, healthcare, and housing. As affordable and supportive housing strategies are implemented, it is essential to coordinate housing assistance with services that promote self-sufficiency and contribute to long-term community stability.

Bi-annual stakeholder meetings will support collaboration by providing a forum to share information, identify service gaps, and build partnerships across sectors.

Discussion:

Through these coordinated actions, the City-Parish of East Baton Rouge aims to enhance its capacity to meet the needs of low-income residents, improve service delivery, and address persistent barriers to affordable housing. By aligning institutional improvements, cross-sector partnerships, and targeted investments, the City-Parish will continue to build a stronger, more equitable housing and community development system during the FY2025 program year.

Program Specific Requirements

AP-90 Program Specific Requirements – 91.220(I)(1,2,4)

Introduction:

Community Development Block Grant Program (CDBG) Reference 24 CFR 91.220(I)(1)

Projects planned with all CDBG funds expected to be available during the year are identified in the Projects Table. The following identifies program income that is available for use that is included in projects to be carried out.

1. The total amount of program income that will have been received before the start of the next program year and that has not yet been reprogrammed	\$50,000
2. The amount of proceeds from section 108 loan guarantees that will be used during the year to address the priority needs and specific objectives identified in the grantee's strategic plan	
3. The amount of surplus funds from urban renewal settlements	
4. The amount of any grant funds returned to the line of credit for which the planned use has not been included in a prior statement or plan.	
5. The amount of income from float-funded activities	
Total Program Income	\$50,000

Other CDBG Requirements

1. The amount of urgent need activities

HOME Investment Partnership Program (HOME) Reference 24 CFR 91.220(I)(2)

1. A description of other forms of investment being used beyond those identified in Section 92.205 is as follows:

No other form of HOME fund investment is being undertaken other than those identified under this plan.

2. A description of the guidelines that will be used for resale or recapture of HOME funds when used for homebuyer activities as required in 92.254, is as follows:

The resale and recapture guidelines for HOME funds are outlined in the EBR OCD HOME Policy and Procedures Manual, Section 3.5.5. The following is an excerpt from the manual,

revised June 2018:

The OCD administers the federal HOME program, which provides a funding mechanism to assist low-income people in achieving homeownership. The OCD will contract with nonprofit agencies in the community to administer the program. Contracts and agreements will contain either a resale or recapture clause. Additional information can be obtained in the Homebuyer Program Description.

The OCD may demand payment in full for any of the following reasons. The specific criteria are detailed in the deed and note attached to the property:

- Change of use of the property
- Transfer of all or any part of the property or interest in the property
- Breach of any stated covenant or failure to satisfy any stated condition or regulation

3. A description of the guidelines for resale or recapture that ensures the affordability of units acquired with HOME funds? See 24 CFR 92.254(a)(4) are as follows:

The resale and recapture guidelines for HOME funds are outlined in the EBR OCD HOME Policy and Procedures Manual, Section 3.5.5. The following is an excerpt from the manual, revised June 2018:

The OCD administers the federal HOME program, which provides a funding mechanism to assist low-income people in achieving homeownership. The OCD will contract with nonprofit agencies in the community to administer the program. Contracts and agreements will contain either a resale or recapture clause. Additional information can be obtained in the Homebuyer Program Description.

The OCD may demand payment in full for any of the following reasons. The specific criteria is detailed in the deed and note attached to the property:

- Change of use of the property
- Transfer of all or any part of the property or interest in the property
- Breach of any stated covenant or failure to satisfy any stated condition or regulation

4. Plans for using HOME funds to refinance existing debt secured by multifamily housing that is

rehabilitated with HOME funds along with a description of the refinancing guidelines required that will be used under 24 CFR 92.206(b), are as follows:

No HOME funds are being used or planned to be used to refinance existing debt.

5. If applicable to a planned HOME TBRA activity, a description of the preference for persons with special needs or disabilities. (See 24 CFR 92.209(c)(2)(i) and CFR 91.220(l)(2)(vii)).
6. If applicable to a planned HOME TBRA activity, a description of how the preference for a specific category of individuals with disabilities (e.g. persons with HIV/AIDS or chronic mental illness) will narrow the gap in benefits and the preference is needed to narrow the gap in benefits and services received by such persons. (See 24 CFR 92.209(c)(2)(ii) and 91.220(l)(2)(vii)).
7. If applicable, a description of any preference or limitation for rental housing projects. (See 24 CFR 92.253(d)(3) and CFR 91.220(l)(2)(vii)). Note: Preferences cannot be administered in a manner that limits the opportunities of persons on any basis prohibited by the laws listed under 24 CFR 5.105(a).

Emergency Solutions Grant (ESG) Reference 91.220(l)(4)

1. Include written standards for providing ESG assistance (may include as attachment)

Please see the attached Emergency Solutions Grant (ESG) Policies and Procedures manual.

2. If the Continuum of Care has established centralized or coordinated assessment system that meets HUD requirements, describe that centralized or coordinated assessment system.

The regional CoC now is under the Louisiana's Balance of State CoC. All policies and procedures may be found at the following web address: <https://laboscoc.org/policies-and-procedures>.

3. Identify the process for making sub-awards and describe how the ESG allocation available to private nonprofit organizations (including community and faith-based organizations).

The City-Parish uses a competitive Request for Proposal (RFP) process to solicit applications from eligible nonprofit organizations and units of local government interested in ESG funding. The process begins with the City advertising a Notice of Funding Availability

(NOFA), requesting proposals from nonprofit organizations. The City hosts a technical assistance conference for prospective applicants, during which staff addresses any questions or concerns regarding the application package.

After the pre-submission conference is complete and the submission deadline has passed, an evaluation committee reviews and scores the proposals based on a checklist of predetermined criteria and an evaluation of past performance outcomes. Staff forwards funding recommendations through the Office of Community Development administrators to the Mayor-President's Office.

4. If the jurisdiction is unable to meet the homeless participation requirement in 24 CFR 576.405(a), the jurisdiction must specify its plan for reaching out to and consulting with homeless or formerly homeless individuals in considering policies and funding decisions regarding facilities and services funded under ESG.

In compliance with Section 576.405(a), the City-Parish requires all of its subrecipients to provide for the participation of at least one homeless or formerly homeless individual on the Board of Directors or a similar entity that sets policy or makes decisions for the recipient agency. In instances where subrecipients are unable to meet this requirement, they must consult with homeless or formerly homeless individuals when making policy or funding decisions. In addition, this involvement may include opportunities for these individuals to be employed or to volunteer in project activities such as construction, renovation, maintenance, and general operations of the facility, including staffing the reception desk.

5. Describe performance standards for evaluating ESG.

The City proposes the following performance objectives under the Emergency Solutions Grant.

- Targeting homelessness prevention resources toward those in most need.
- Reducing the number of persons/households exiting to the streets or emergency shelters.
- Increasing housing stability through linkages with jobs and income growth.
- The Homeless Management Information System (HMIS) will be used to track outcomes associated with the above objectives. The capacity to collect and enter data into HMIS is an essential component within the local continuum.

Appendix - Alternate/Local Data Sources

1	<p>Data Source Name</p> <p>Analysis of Community Needs Assessment Stakeholder</p>
	<p>List the name of the organization or individual who originated the data set.</p> <p>The Analysis of Community Needs Assessment was developed from a series of stakeholder roundtable meetings facilitated by the US Department of Housing and Urban Development and the City of Baton Rouge / Parish of East Baton Rouge.; Representatives from over 50 community organizations from various business and industry sectors were invited to join discussions related to community needs in response to seven questions. Breakout groups then met independently to assess needs by category in more detail.</p>
	<p>Provide a brief summary of the data set.</p> <p>Seven questions were proposed to stakeholders; 1) What are the most significant needs in the region? 2) What programs and services are currently aimed at these needs? 3) What federal incentives are engaged with the community? 4) What federal funds is the community currently receiving? 5) What are the largest barriers to using federal investments more effectively to meet the community's needs? 6) What other resources are available within the community that can be leveraged to meet the needs of community members? and 7) What is the role of the private sector in driving and/or implementing changes in the community?</p>
	<p>What was the purpose for developing this data set?</p> <p>To assist HUD and the City-Parish to better understand the unique needs of the community.</p>
	<p>Provide the year (and optionally month, or month and day) for when the data was collected.</p> <p>December 2013, February 2014, April 2015, June 2015.</p>
	<p>Briefly describe the methodology for the data collection.</p>
	<p>Describe the total population from which the sample was taken.</p>
	<p>Describe the demographics of the respondents or characteristics of the unit of measure, and the number of respondents or units surveyed.</p>